




Output Flange Installation

For WorldWide Electric FHN Series Parallel Shaft Helical Gear Reducers



FHN-OPF-B14 Assembly Instructions : FHN - FBN

1. Remove oil seal from the output end on the opposite of input (Fig. 1).
2. Install the output flange kit, parts ①-③(Fig. 2)
3. Adjust oil volume and breather plug position based on the mounting position. Refer to the Installation and Operation manual for details.

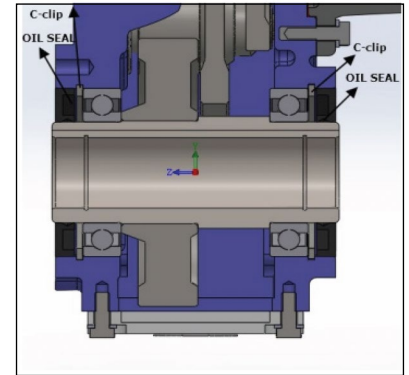


Figure 1

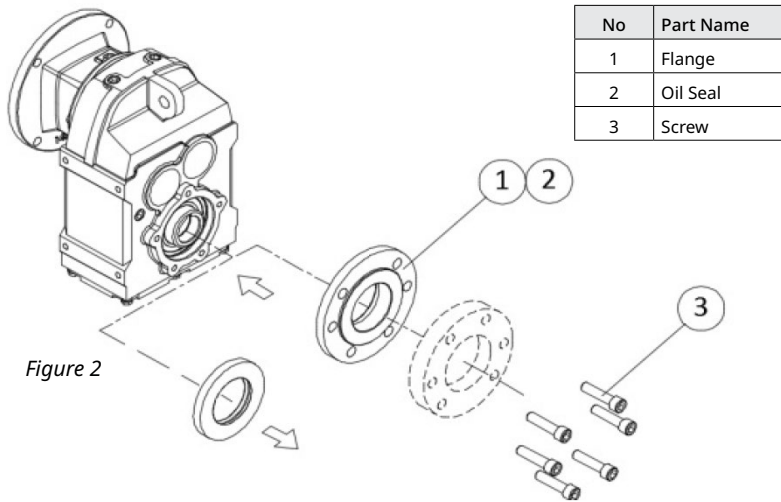


Figure 2

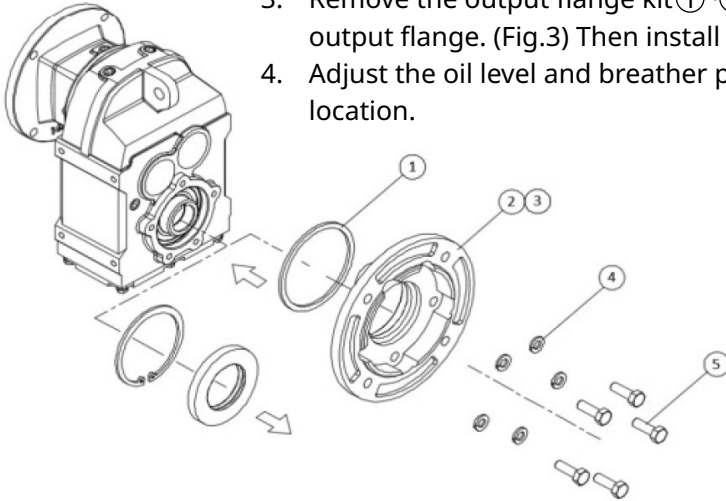
Continued on Next Page



No	Part Name
1	Shim/Gasket
2	Flange
3	Oil Seal
4	Washer
5	Screw

FHN-OPF-B5 Assembly Instructions: FHN - FMN

1. Remove the oil seal and C-clip from the output end opposite the input side.
2. Install output flange kit ①~⑤ (1pc of gasket). After assembly, push on the opposite end of output flange to check if the shaft moves. If it does, add extra ① to adjust the gap.
3. Remove the output flange kit ①~⑤, and apply silicone on the mating surface of output flange. (Fig.3) Then install the output flange kit back ①~⑤.
4. Adjust the oil level and breather plug position according to the installation location.



No	Part Name
1	Spacer
2	Shim/Gasket
3	Flange
4	Oil Seal
5	Washer
6	Screw

FHN-OPS-S-B5 Assembly Instructions: FHN - FMN (FOR F47/67)

1. Remove the oil seal and C-clip from the output end opposite the input side.
2. Install output flange kit ①~⑥ (1pc of gasket and spacer). After assembly, push on the opposite end of output flange to check if the shaft moves. If it does, add extra ② to adjust the gap.
3. Remove the output flange kit ①~⑤, and apply silicone on the mating surface of output flange. (Fig.3) Then install the output flange kit back ①~⑤.
4. Adjust the oil level and breather plug position according to the installation location.

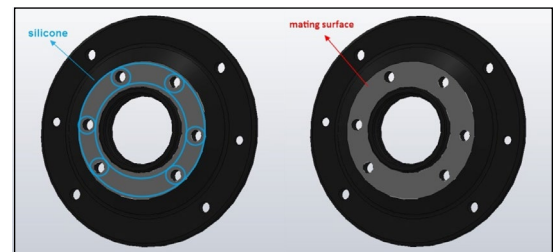
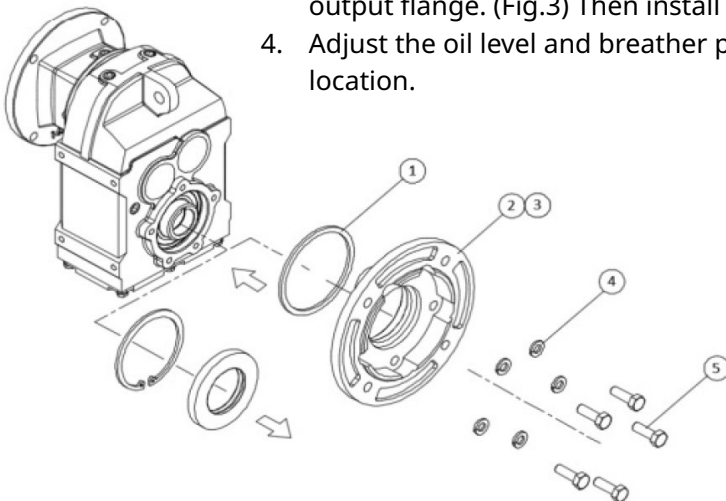


Figure 3



WorldWide Electric Corporation is a leading manufacturer of electric motors, motor controls, gear reducers, and generators. Offering fast, often same-day, shipping from seven regional US warehouses, WorldWide Electric takes pride in providing a competitive edge to our customers by responding to their requirements with urgency, technical expertise, and professionalism.

© Copyright 2024 WorldWide Electric Corporation