



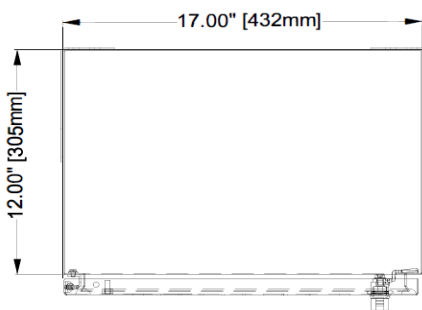
WORLDWIDE ELECTRIC CONTROL DATA SHEET
MODEL NUMBER: WSPD-025N4
WORLDSTART PUMP DUTY SOFTSTARTER PACKAGE



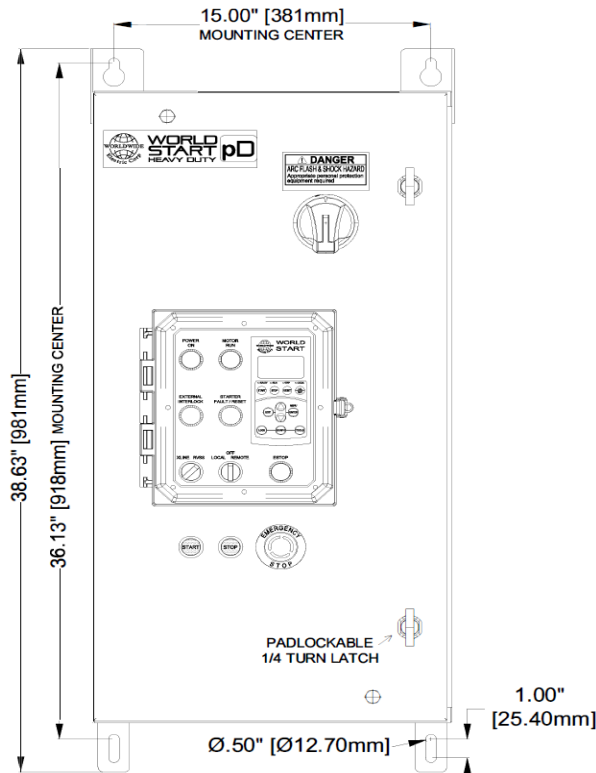
Product Specifications:

- NEMA 4 Enclosure
- White Finish Inside and Outside
- 2 and 3-Wire Start Design Standard
- Complete Keypad for Display and Programming
- Start / Stop Pushbutton
- Motor Run Lamp
- E-Stop and Lamp
- Power On Lamp
- External Interlock Lamp
- Fault Lamp and Reset Pushbutton
- Across-Line / RVSS Selector Switch
- Local-Off-Remote Selector Switch
- Eight Programmable Inputs
- Plain Language Display

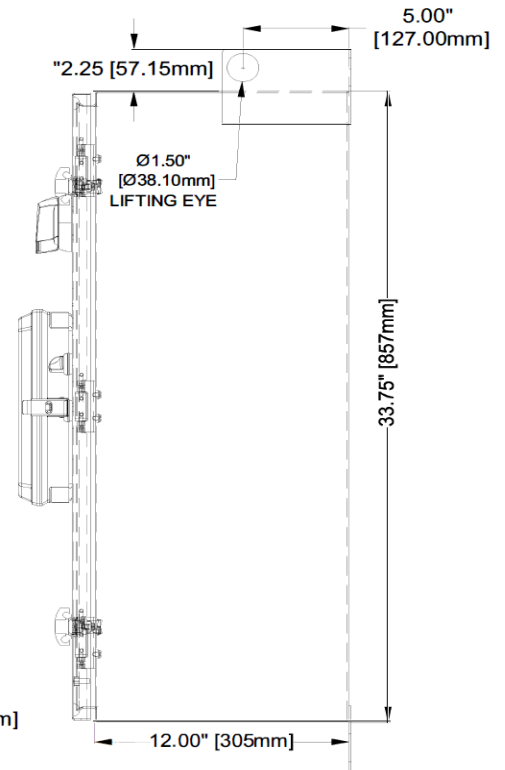
MODEL NUMBER	WSPD-025N4	
RATED POWER	460 V	25 HP
	230 V	10 HP
MAX FULL LOAD AMPS	40 A	
INPUT VOLTAGE	230/460 V	
MAIN BREAKER	70 A	
OVERLOAD RATING	450% for 30 seconds	
APPROXIMATE WEIGHT	134 lbs.	
OUTSIDE DIMENSIONS	33.75" x 17" x 12"	



TOP VIEW



FRONT VIEW



RHS VIEW

REVISED 5/1/19