



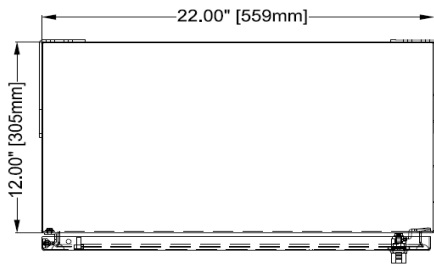
**WORLDWIDE ELECTRIC CONTROL DATA SHEET**  
**MODEL NUMBER: WSPD-100N4**  
**WORLDSTART PUMP DUTY SOFTSTARTER PACKAGE**



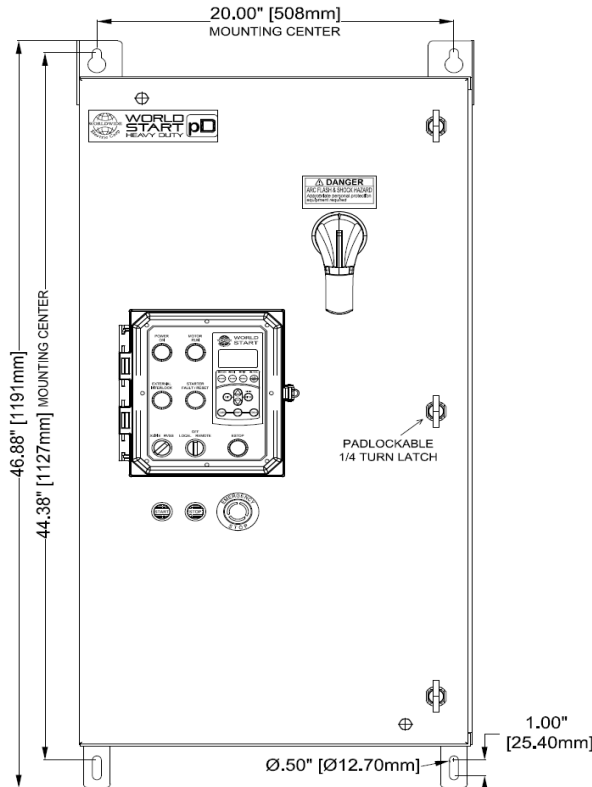
**Product Specifications:**

- NEMA 4 Enclosure
- White Finish Inside and Outside
- 2 and 3-Wire Start Design Standard
- Complete Keypad for Display and Programming
- Start / Stop Pushbutton
- Motor Run Lamp
- E-Stop and Lamp
- Power On Lamp
- External Interlock Lamp
- Fault Lamp and Reset Pushbutton
- Across-Line / RVSS Selector Switch
- Local-Off-Remote Selector Switch
- Eight Programmable Inputs
- Plain Language Display

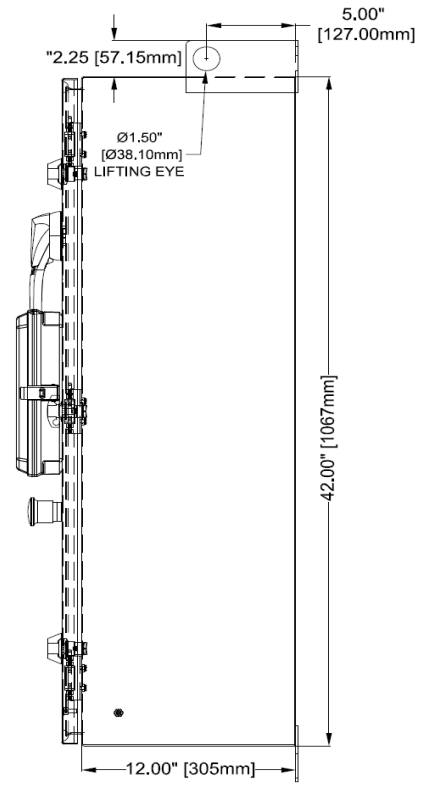
MODEL NUMBER	<b>WSPD-100N4</b>	
RATED POWER	<b>460 V</b>	<b>100 HP</b>
	<b>230 V</b>	<b>40 HP</b>
MAX FULL LOAD AMPS	<b>124 A</b>	
INPUT VOLTAGE	<b>230/460 V</b>	
MAIN BREAKER	<b>200 A</b>	
OVERLOAD RATING	<b>450% for 30 seconds</b>	
APPROXIMATE WEIGHT	<b>159 lbs.</b>	
OUTSIDE DIMENSIONS	<b>42" x 22" x 12"</b>	



TOP VIEW



FRONT VIEW



RHS VIEW

REVISED 5/1/19