



**WORLDWIDE ELECTRIC CONTROL DATA SHEET**  
**MODEL NUMBER: WSHD-500N4**  
**WORLDSTART HEAVY DUTY SOFTSTARTER PACKAGE**




**Product Specifications:**

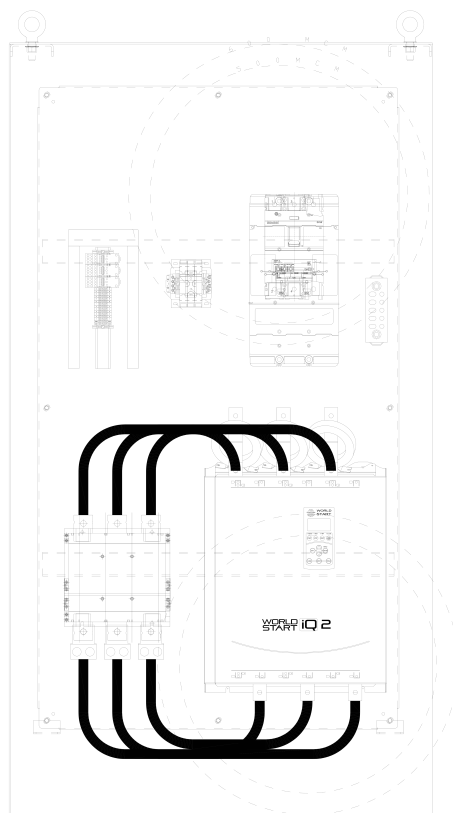
- NEMA 4 Enclosure
- ANSI-61 Gray Finish
- 2 and 3-Wire Start Design Standard
- Complete Keypad for Display and Programming
- Start / Stop Pushbutton
- Motor Run Lamp
- E-Stop and Lamp
- Power On Lamp
- External Interlock Lamp
- Fault Lamp and Reset Pushbutton
- Local-Off-Remote Selector Switch

MODEL NUMBER	<b>WSHD-500N4</b>	
RATED POWER	<b>460V</b>	<b>500HP</b>
MAX FULL LOAD AMPS	<b>597 A</b>	
INPUT VOLTAGE	<b>460</b>	
MAIN BREAKER	<b>800 A</b>	
OVERLOAD RATING	<b>450% for 30 seconds</b>	
APPROXIMATE WEIGHT	<b>790 lbs.</b>	
OUTSIDE DIMENSIONS	<b>72"x40"x18"</b>	


**Dimensions:**



FRONT VIEW



FRONT INTERNAL VIEW



RIGHT SIDE VIEW