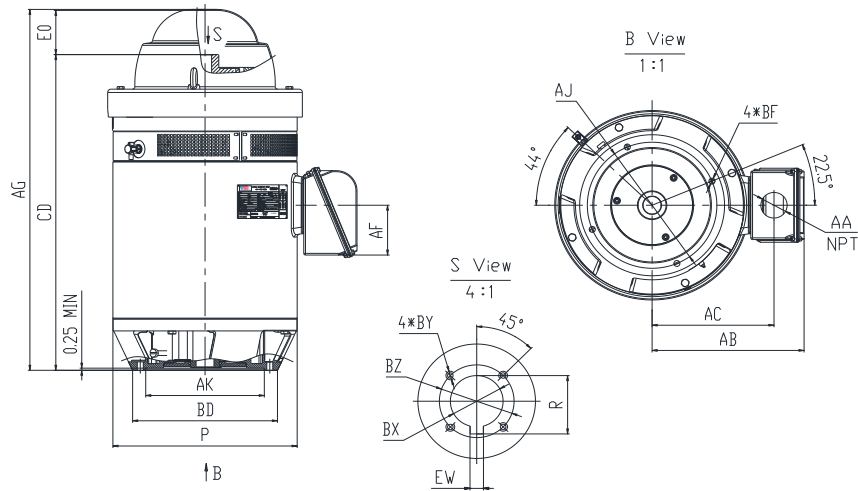




V2-100D4-W40416B

VERTICAL HOLLOW SHAFT MOTOR
NEMA PREMIUM EFFICIENCY
INVERTER DUTY 20:1 VT
INCLUDES INSULATED BEARING MOUNT - 40 HP AND ABOVE
HIGH THRUST DESIGN
THREE PHASE, OPEN DRIP PROOF (WP1) ENCLOSURE
NON-REVERSE BALL TYPE RATCHET
COUPLING INCLUDED



DIMENSIONS

HP	RPM	Frame	MOUNTING DIMENSIONS													
			BD	AJ	AK	BF	BX	BZ	EW	R	BY	CD	E0 >	AC	AA	AF
100	1788	404TP	16.5	14.75	13.5	0.69	1-3/16	2.125	0.25	1.304	1/4-20	36.94	4.56	13.68	3	5.83

OVERALL DIMENSIONS			BEARINGS	
P	AB	AG	UPPER	LOWER
21	17.3	42.2	7230B	6317

COUPLING: Motor comes with a 1.188" coupling. You may select a different size coupling at no extra charge.

BEARING LUBRICATION: The lower bearing comes lubricated with Mobil Polyrex EM Polyurea Grease.

OIL RESERVOIR: Motor is shipped without oil. The oil capacity is 4.5 quarts.

STEADY BUSHING: Motor is designed to accept a steady bushing. The bore size is 1-3/16 inches.





V2-100D4-W40416B



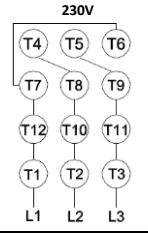
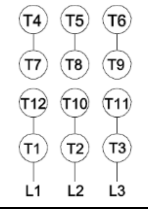


VERTICAL HOLLOW SHAFT MOTOR
NEMA PREMIUM EFFICIENCY
INVERTER DUTY 20:1 VT
INCLUDES INSULATED BEARING MOUNT - 40 HP AND ABOVE
HIGH THRUST DESIGN
THREE PHASE, OPEN DRIP PROOF (WP1) ENCLOSURE
NON-REVERSE BALL TYPE RATCHET
COUPLING INCLUDED

PERFORMANCE DATA

HP	RPM	Frame	Voltage	Frequency (Hz)	Full Load S.F.	Insulation Class	NEMA Design	Slip (%)	NEMA Code	Enclosure Type	IP Rating	Max. Ambient	Rating CONT
100	1790	404TP	230/460	60	1.15	F	B	0.54	H	WP1	23	40° C	S1

Amps (460V)		Efficiency (%)				Power Factor			Torque (ft-lb)			Down Thrust (lbs.)	Angular Contact Bearing	Radial Ball Bearing	Connection	Weight (lbs.)
FLA	LRA	100%	75%	50%	Min.	100%	75%	50%	FLT	LRT %	BDT %	6700	UPPER	LOWER	12 Lead 2Δ/Δ	1473
112	812	95.4	95.2	94.4	94.5	0.88	0.87	0.83	289	238	255		7230B	6317		

NAME PLATE

 VERTICAL HOLLOW SHAFT HIGH THRUST DESIGN 							CONNECTION DIAGRAMS			
MODEL V2-100D4-W40416B				FRAME 404TP						
Hz	60	S.F.	1.15	ENCL	WP1	DESIGN				B
HP	100	RPM	1790	INS	F	PHASE	3			
VOLTS	230/460	FLA	224/112	MAX.AMBIENT 40° C						
Enclosure	ODP	IP	23	RATING CONTINUOUS						
NEMA CODE	H	P.F.	0.88	MOTOR WEIGHT 1473 LBS.						
NOM EFF	95.4	MIN EFF	94.5	CONNECTION 12 Lead 2Δ/Δ						
DOWN THRUST 6700 LBS.		BASE DIAMETER 16.5 INCHES								
UPPER BEARING 7230B		LOWER BEARING 6317								
OIL CAP. UPPER BEARING 4.5 QTS.		LUBRICATION MOBIL POLYREX EM								
NON-REVERSE RATCHET - BALL TYPE			SERIAL NO.							
Specifically designed for use on deep well turbine pump applications. Hernando, Mississippi		 E310089		CC082A		PART WIND START CAPABLE @ 230V				
		ROTATION 								
MOTOR IS SUITABLE FOR INVERTER RATED 20:1 VT										

APPLICATIONS:

Specifically designed for use on deep well turbine pump applications. The coupling is equipped with a non-reverse ratchet, which prevents motor rotation from backspin at shutdown. These motors are built to NEMA standards and have special bearing arrangements to carry heavy thrust loads.