



WORLDWIDE MOTOR CONTROLS
Variable Frequency Drives
Hyundai N700E Series High Performance Drives

MODEL: N700E-037HF

CT (Constant Torque, Heavy Duty)	Rated Power	5 HP / 3.7 kW
	Rated Output Current (A)	9.2
Rated Input Voltage	Three Phase 380 ~480 VAC \pm 10% 50/60 Hz \pm 5%	
Rated Output Voltage	Three Phase 380 ~480 VAC (corresponding to input voltage)	
Ambient Temperature	-10 to 50°C (unit can be designed to function outside this range)	
Storage Temperature	-20 to 60°C	
Ambient Humidity	Below 90% RH	
Vibration	5.9N/s ² (0.6G) 10 to 55Hz	
Location	Under 1000m above sea level, indoors, away from corrosive gasses, dust, etc.	

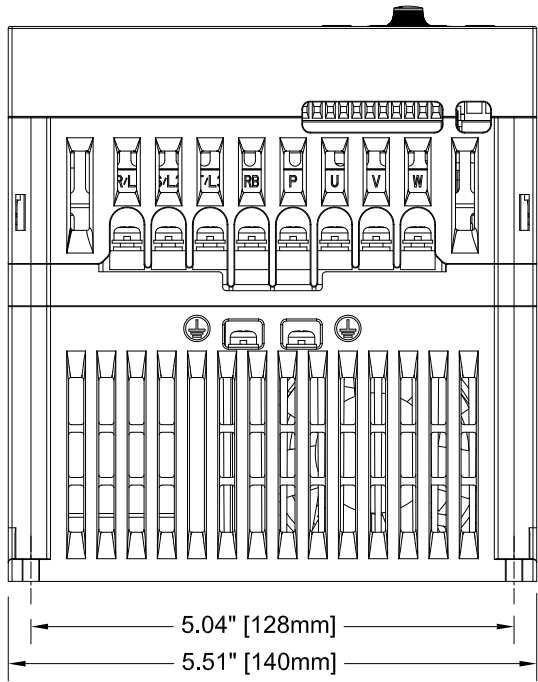
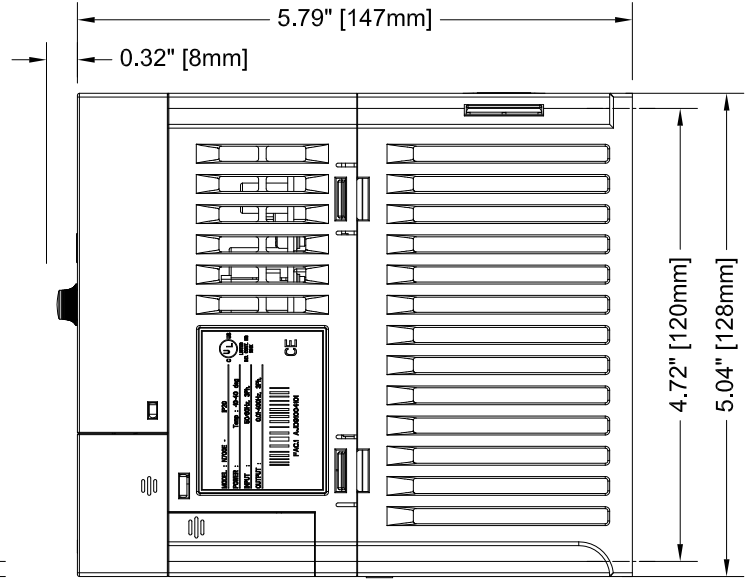
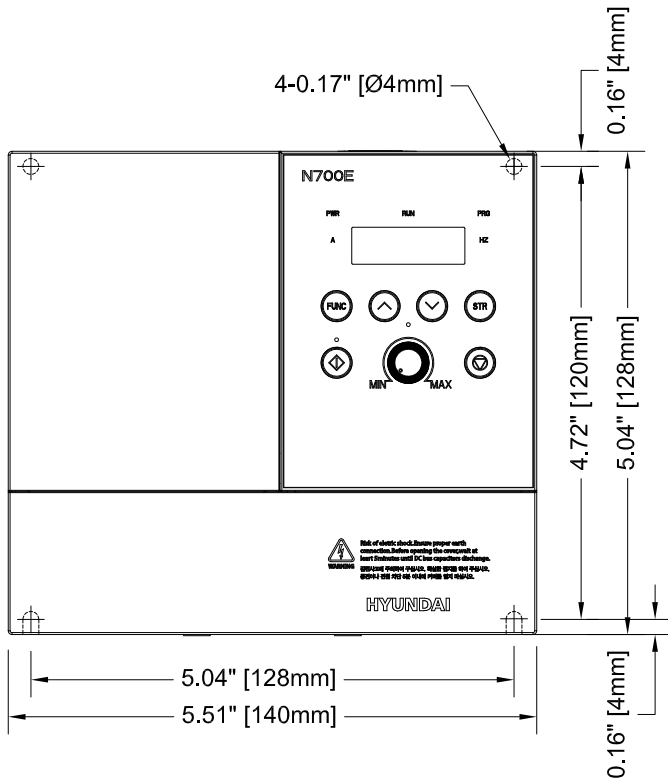


General Product Specifications

- Sensorless Vector PWM Control Method with V/Hz and Sensorless Vector Control Options
 - 0.01-400Hz Output Frequency Range
 - Frequency Accuracy: \pm 0.01% Digital Reference, \pm 0.1% Analog Reference
 - 0.1-3000 sec Accel/Decel with Selectable Profiles
 - DC Injection Braking
 - Built-in Dynamic Braking
 - IP20 Enclosure Rating
 - Heavy Duty: 150% Overload for One Minute, CT Applications
 - Normal Duty: 120% Overload for One Minute, VT Applications
 - Protective Functions, Including: Overcurrent, Electronic Thermal Overload, Inverter Overload, Braking Resistor Overload, Over-Voltage, Under-Voltage, Input Phase Loss, Output Short Circuit, Ground Fault, External Trips, Temperature Trip, Safety Function (option), Communication Error
 - Auto Tuning
 - PID Control, with Sleep and Wakeup Functions
- And more! Consult your WWE Representative to discuss your application!

Control I/O

Analog Inputs	2	Input voltage: 0-10VDC (Input impedance 10K Ω) Input current: 4-20mA (Input impedance 250 Ω)
Digital Inputs	6	Intelligent Input Terminal Common I/O Commands: 2-Level Accel/Decel Command (2CH) Multi-speed 1-4 (CF1-4) PID Disable (PIDD) Analog Input Voltage/Current Transferring (AT) PID Integral Reset (PIDIR) External Trip (EXT) Remote UP/DOWN Reset (RS) Forward Direction (FW) Reverse Direction (RV) Free-run Stop (FRS) Soft Lock (SFT) FW/RV (F/R) Start (STA) Jogging Run (JG) Stop (STP) Local Keypad Operation (O/R) Unattended Start Protection (USP) Local Terminal Input Operation (T/R)
Analog Output	1	Output frequency, output current, and output voltage
Digital Outputs	3	1x-Form C relay (Rated AC 250V 2.5A, DC 30V 3.0A); 2x-Open Collector Transistors: RUN (Run signal) FA1 [Frequency arrival signal (at the set frequency)] FA2 [Frequency arrival signal (at or above the set frequency)] OL (Overload advanced notice signal) OD (Output deviation of PID signal) AL (Alarm signal)



N700E-037HF: 380-480VAC +/- 10%
9.2A CONSTANT TORQUE

CHASSIS WEIGHT: 2.69LBS (1.22kG)



WorldWide Electric Corporation
3540 WINTON PLACE
ROCHESTER, NEW YORK 14623 USA
TOLL FREE: 1-800-808-2131

WWE-N700E
N700E-037HF
DIMENSIONS AND CAPACITIES

CLIENT INFORMATION, PROJECT / DRAWING NOTES:

ENGINEER	JSW	CREATED	04 DEC 14
DRAWN BY	JSW	SCALE	NTS
CHECKED BY	JS	SHEET	1 OF 1
DWG NO	WWE-N700E 01A		

NO.	DATE	REVISION	BY

THE DESIGN AND DATA INCLUDED ON THIS DRAWING IS THE PROPRIETARY INFORMATION OF WORLDWIDE ELECTRIC CORPORATION. PUBLISHING AND USE OF THIS INFORMATION WITHOUT THE EXPRESS WRITTEN CONSENT OF WORLDWIDE ELECTRIC CORPORATION IS STRICTLY PROHIBITED.