



WORLDWIDE MOTOR CONTROLS
Variable Frequency Drives
Hyundai N700E Series High Performance Drives

MODEL: N700E-1100HF

CT (Constant Torque, Heavy Duty)	Rated Power	150 HP / 110 kW
	Rated Output Current (A)	217
VT (Variable Torque, Normal Duty)	Rated Power	200 HP / 150 kW
	Rated Output Current	230
Rated Input Voltage	Three Phase 380 ~480 VAC \pm 10% 50/60 Hz \pm 5%	
Rated Output Voltage	Three Phase 380 ~480 VAC (corresponding to input voltage)	
Ambient Temperature	-10 to 50°C (unit can be designed to function outside this range)	
Storage Temperature	-20 to 60°C	
Ambient Humidity	Below 90% RH	
Vibration	5.9N/s ² (0.6G) 10 to 55Hz	
Location	Under 1000m above sea level, indoors, away from corrosive gasses, dust, etc.	



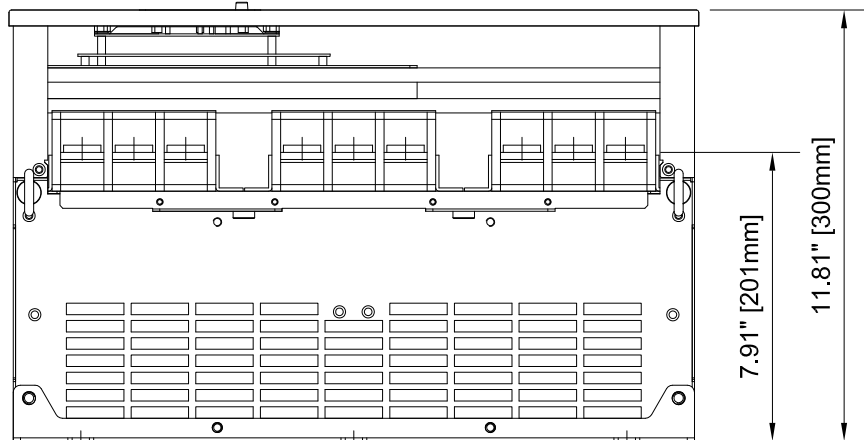
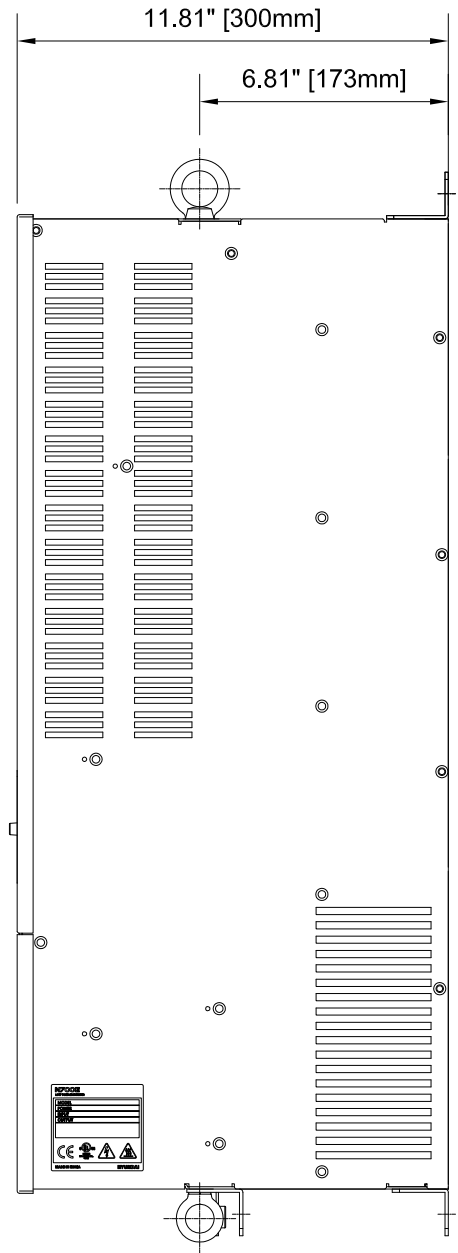
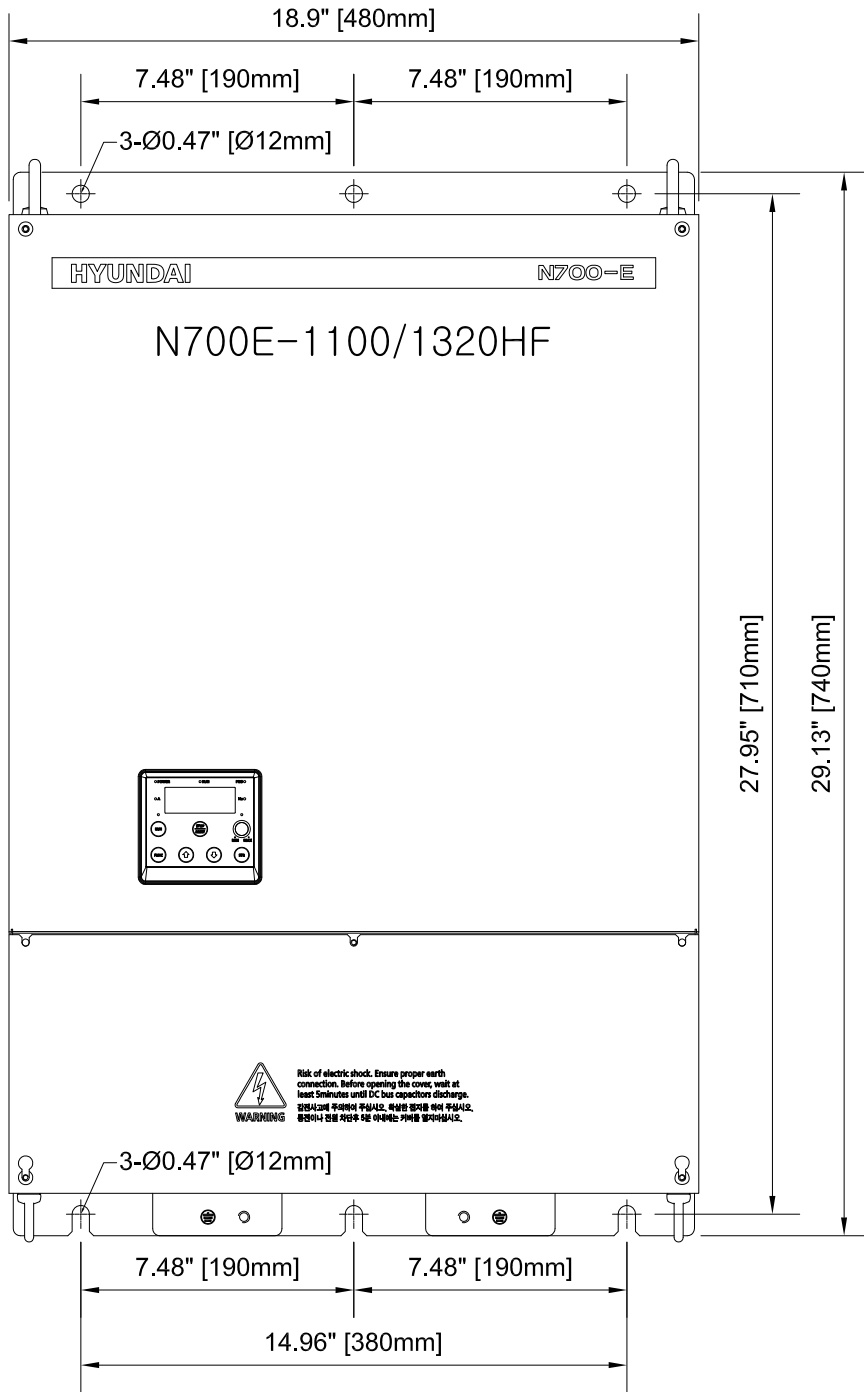
General Product Specifications

- Sensorless Vector PWM Control Method with V/Hz and Sensorless Vector Control Options
- 0.01-400Hz Output Frequency Range
- Frequency Accuracy: \pm 0.01% Digital Reference, \pm 0.1% Analog Reference
- 0.1-3000 sec Accel/Decel with Selectable Profiles
- DC Injection Braking
- Dynamic Braking with Option
- IP20 Enclosure Rating with CBOX Option
- Heavy Duty: 150% Overload for One Minute, CT Applications
- Normal Duty: 120% Overload for One Minute, VT Applications
- Protective Functions, Including:
Overcurrent, Electronic Thermal Overload, Inverter Overload, Braking Resistor Overload, Over-Voltage, Under-Voltage, Input Phase Loss, Output Short Circuit, Ground Fault, External Trips, Temperature Trip, Safety Function (option), Communication Error
- Auto Tuning
- PID Control, with Sleep and Wakeup Functions

And more! Consult your WWE Representative to discuss your application!

Control I/O

Analog Inputs	2	Input voltage: 0-10VDC (Input impedance 10K Ω) Input current: 4-20mA (Input impedance 250 Ω)
Digital Inputs	6	Intelligent Input Terminal Common I/O Commands: 2-Level Accel/Decel Command (2CH) Analog Input Voltage/Current Transferring (AT) External Trip (EXT) Forward Direction (FW) Free-run Stop (FRS) FW/RV (F/R) Jogging Run (JG) Local Keypad Operation (O/R) Local Terminal Input Operation (T/R) Multi-speed 1-4 (CF1-4) PID Disable (PIDD) PID Integral Reset (PIDIR) Remote UP/DOWN Reset (RS) Reverse Direction (RV) Soft Lock (SFT) Start (STA) Stop (STP) Unattended Start Protection (USP)
Analog Output	2	Output frequency, output current, and output voltage Voltage output DC 0-10V; Current output DC 4-20mA
Digital Outputs	3	1x-Form C relay (Rated AC 250V 2.5A, DC 30V 3.0A); 2x-Intelligent Relay: RUN (Run signal) FA1 [Frequency arrival signal (at the set frequency)] FA2 [Frequency arrival signal (at or above the set frequency)] OL (Overload advanced notice signal) OD (Output deviation of PID signal) AL (Alarm signal)



N700E-1100HF: 380-480VAC +/- 10%
 217A CONSTANT TORQUE
 230A VARIABLE TORQUE

CHASSIS WEIGHT: 132LBS (60kg)