



WORLDWIDE MOTOR CONTROLS
Variable Frequency Drives
Hyundai N700E Series High Performance Drives

MODEL: N700E-750HF

CT (Constant Torque, Heavy Duty)	Rated Power	100 HP / 75 kW
	Rated Output Current (A)	149
VT (Variable Torque, Normal Duty)	Rated Power	125 HP / 90 kW
	Rated Output Current	160
Rated Input Voltage	Three Phase 380 ~480 VAC \pm 10% 50/60 Hz \pm 5%	
Rated Output Voltage	Three Phase 380 ~480 VAC (corresponding to input voltage)	
Ambient Temperature	-10 to 50°C (unit can be designed to function outside this range)	
Storage Temperature	-20 to 60°C	
Ambient Humidity	Below 90% RH	
Vibration	5.9N/s ² (0.6G) 10 to 55Hz	
Location	Under 1000m above sea level, indoors, away from corrosive gasses, dust, etc.	



General Product Specifications

- Sensorless Vector PWM Control Method with V/Hz and Sensorless Vector Control Options
- 0.01-400Hz Output Frequency Range
- Frequency Accuracy: \pm 0.01% Digital Reference, \pm 0.1% Analog Reference
- 0.1-3000 sec Accel/Decel with Selectable Profiles
- DC Injection Braking
- Dynamic Braking with Option
- IP20 Enclosure Rating with CBOX Option
- Heavy Duty: 150% Overload for One Minute, CT Applications
- Normal Duty: 120% Overload for One Minute, VT Applications
- Protective Functions, Including:
Overcurrent, Electronic Thermal Overload, Inverter Overload, Braking Resistor Overload, Over-Voltage, Under-Voltage, Input Phase Loss, Output Short Circuit, Ground Fault, External Trips, Temperature Trip, Safety Function (option), Communication Error
- Auto Tuning
- PID Control, with Sleep and Wakeup Functions

And more! Consult your WWE Representative to discuss your application!

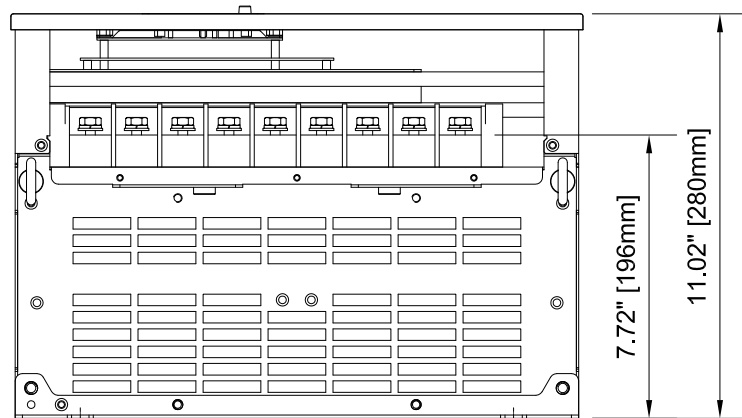
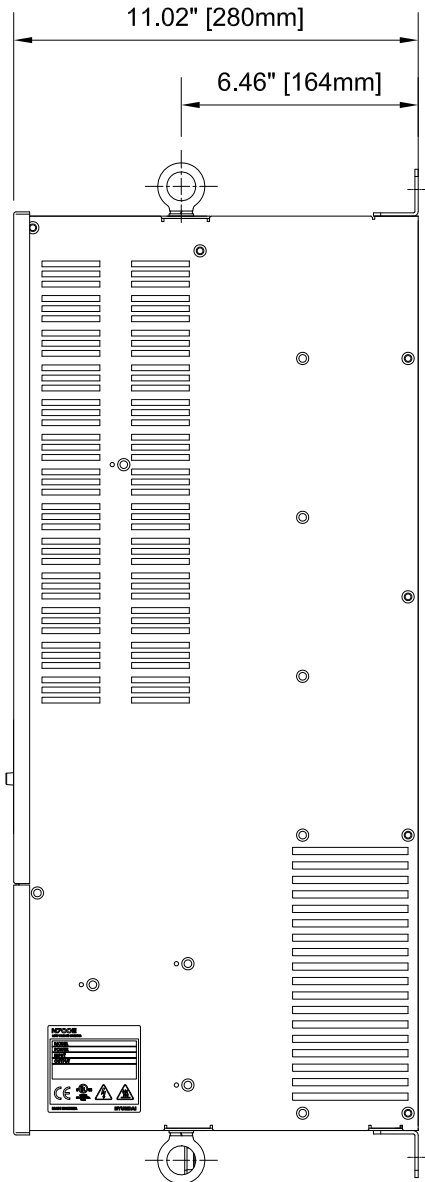
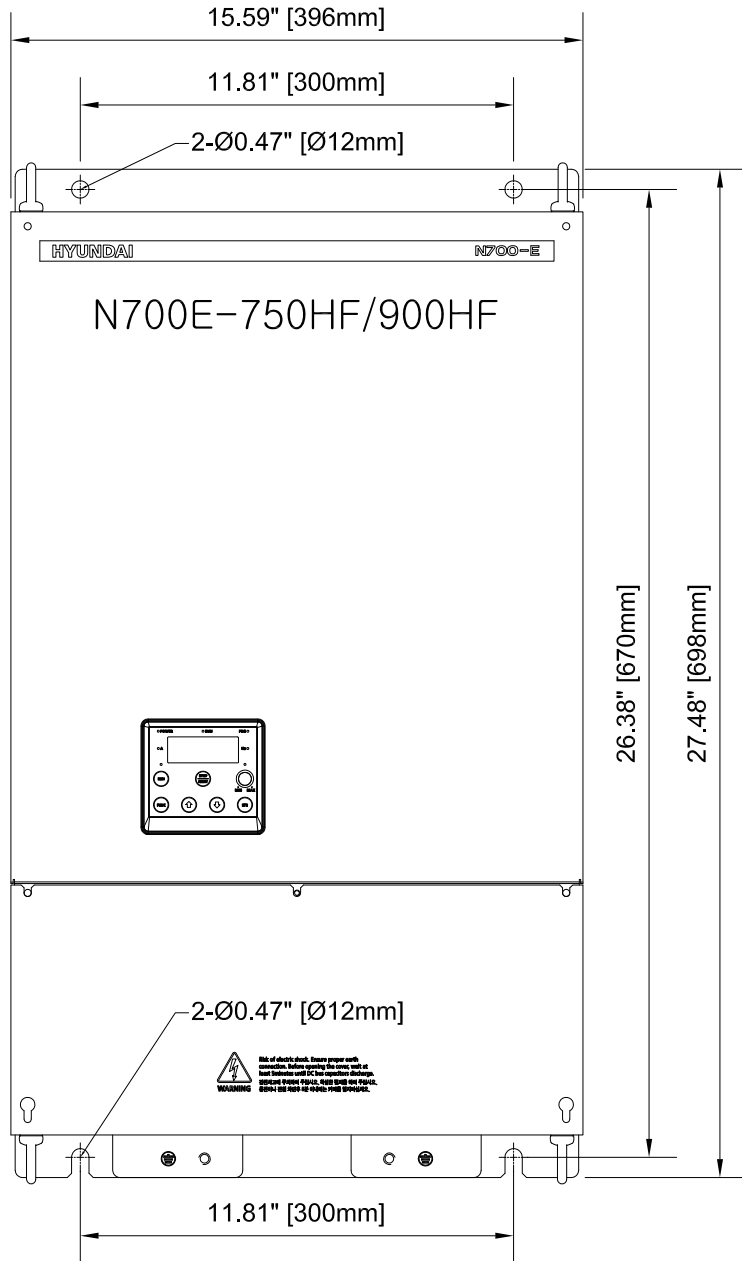
Control I/O

Analog Inputs	2	Input voltage: 0-10VDC (Input impedance 10K Ω) Input current: 4-20mA (Input impedance 250 Ω)																				
Digital Inputs	6	<p>Intelligent Input Terminal Common I/O Commands:</p> <table border="0"> <tr> <td>2-Level Accel/Decel Command (2CH)</td> <td>Multi-speed 1-4 (CF1-4)</td> </tr> <tr> <td>Analog Input Voltage/Current Transferring (AT)</td> <td>PID Disable (PIDD)</td> </tr> <tr> <td>External Trip (EXT)</td> <td>PID Integral Reset (PIDIR)</td> </tr> <tr> <td>Forward Direction (FW)</td> <td>Remote UP/DOWN</td> </tr> <tr> <td>Free-run Stop (FRS)</td> <td>Reset (RS)</td> </tr> <tr> <td>FW/RV (F/R)</td> <td>Reverse Direction (RV)</td> </tr> <tr> <td>Jogging Run (JG)</td> <td>Soft Lock (SFT)</td> </tr> <tr> <td>Local Keypad Operation (O/R)</td> <td>Start (STA)</td> </tr> <tr> <td>Local Terminal Input Operation (T/R)</td> <td>Stop (STP)</td> </tr> <tr> <td></td> <td>Unattended Start Protection (USP)</td> </tr> </table>	2-Level Accel/Decel Command (2CH)	Multi-speed 1-4 (CF1-4)	Analog Input Voltage/Current Transferring (AT)	PID Disable (PIDD)	External Trip (EXT)	PID Integral Reset (PIDIR)	Forward Direction (FW)	Remote UP/DOWN	Free-run Stop (FRS)	Reset (RS)	FW/RV (F/R)	Reverse Direction (RV)	Jogging Run (JG)	Soft Lock (SFT)	Local Keypad Operation (O/R)	Start (STA)	Local Terminal Input Operation (T/R)	Stop (STP)		Unattended Start Protection (USP)
2-Level Accel/Decel Command (2CH)	Multi-speed 1-4 (CF1-4)																					
Analog Input Voltage/Current Transferring (AT)	PID Disable (PIDD)																					
External Trip (EXT)	PID Integral Reset (PIDIR)																					
Forward Direction (FW)	Remote UP/DOWN																					
Free-run Stop (FRS)	Reset (RS)																					
FW/RV (F/R)	Reverse Direction (RV)																					
Jogging Run (JG)	Soft Lock (SFT)																					
Local Keypad Operation (O/R)	Start (STA)																					
Local Terminal Input Operation (T/R)	Stop (STP)																					
	Unattended Start Protection (USP)																					
Analog Output	2	Output frequency, output current, and output voltage Voltage output DC 0-10V; Current output DC 4-20mA																				
Digital Outputs	3	<p>1x-Form C relay (Rated AC 250V 2.5A, DC 30V 3.0A); 2x-Intelligent Relay:</p> <p>RUN (Run signal) FA1 [Frequency arrival signal (at the set frequency)] FA2 [Frequency arrival signal (at or above the set frequency)] OL (Overload advanced notice signal) OD (Output deviation of PID signal) AL (Alarm signal)</p>																				

DRIVING & Controlling

WorldWideElectric.net

Industry



N700E-750HF: 380-480VAC +/- 10%
 149A CONSTANT TORQUE
 160A VARIABLE TORQUE

CHASSIS WEIGHT: 110LBS (50kg)



WorldWide Electric Corporation
 3540 WINTON PLACE
 ROCHESTER, NEW YORK 14623 USA
 TOLL FREE: 1-800-808-2131

WWE-N700E
 N700E-750HF
 DIMENSIONS AND CAPACITIES

CLIENT INFORMATION, PROJECT / DRAWING NOTES:

ENGINEER	JSW	CREATED	04 DEC 14
DRAWN BY	JSW	SCALE	NTS
CHECKED BY	JS	SHEET	1 OF 1
DWG NO	WWE-N700E 01A		

NO.	DATE	REVISION	BY

THE DESIGN AND DATA INCLUDED
 ON THIS DRAWING IS THE
 PROPRIETARY INFORMATION OF
 WORLDWIDE ELECTRIC CORPORATION.
 PUBLISHING AND USE OF THIS
 INFORMATION WITHOUT THE
 EXPRESS WRITTEN CONSENT OF
 WORLDWIDE ELECTRIC CORPORATION
 IS STRICTLY PROHIBITED.