



WORLDWIDE MOTOR CONTROLS

Soft Starters

Heavy Duty Reduced Voltage Soft Starters

With Full-Rated Wired Emergency Bypass

MODEL: WWEBCDSSRV12-500

General Product Specifications

- Full panel surge suppression
- Service entrance rated
- Integral full rated bypass contactor with X-Line mode
- Real-time thermal modeling and dynamic thermal register continuously calculates motor operating temperature even when your motor is not running
- Current imbalance, overcurrent, undercurrent, phase loss, shorted load, and ground fault protections standard
- PTC thermistor input for use on motors with embedded PTC temperature sensors
- Programmable overload trip curves
- Voltage Ramp
- Voltage Ramp with Current Limit
- Ramp times adjustable 1-120 seconds
- Current Ramp: CLT© Closed Loop Torque Ramp
- Current limit adjustable 200-600% of FLA
- 10-100% starting torque for 0.1-2 seconds

Rated Power	230V	250 HP
	460V	500 HP
Max Full Load Amps		600 A
Outside Dimensions		48x33x16
Input Voltage	208-480VAC $\pm 10\%$, 50/60Hz Optional 380, 415, 575VAC	
Overload Rating	Normal Duty: 500% for 20s (Variable Torque Applications) Heavy Duty: 500% for 60s (Constant Torque Applications)	
Overload Range	560-840 A	
CT Rating	700:5	
Ambient Conditions	0° to 40 °C, 5-95% relative humidity, 0-3300ft above sea level (Can be designed to operate outside these conditions)	
Inputs	6	dry contacts using 120VAC
Programmable Outputs	3	2-Form C (5A, 240VAC max) 1- Form A 26 programmable functions

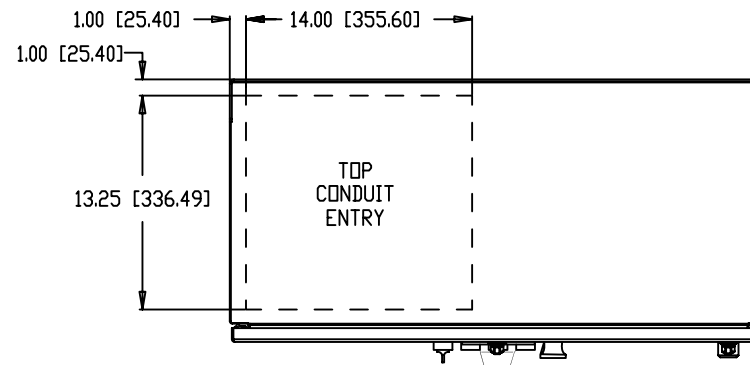


DRIVING & Controlling

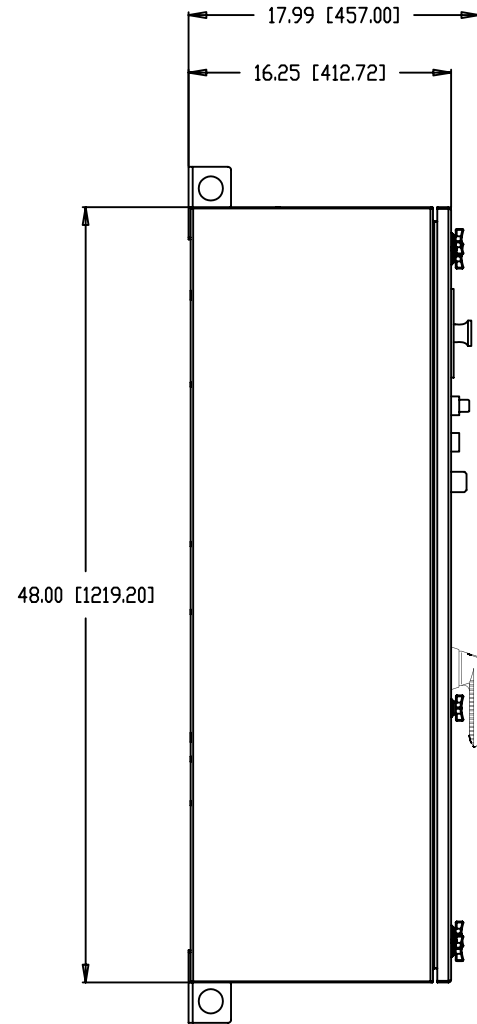
Industry

REV NO	REVISION	DATE	BY
1	AS BUILT	3/17/08	RH
2	UPDATED	06/16/15	GC

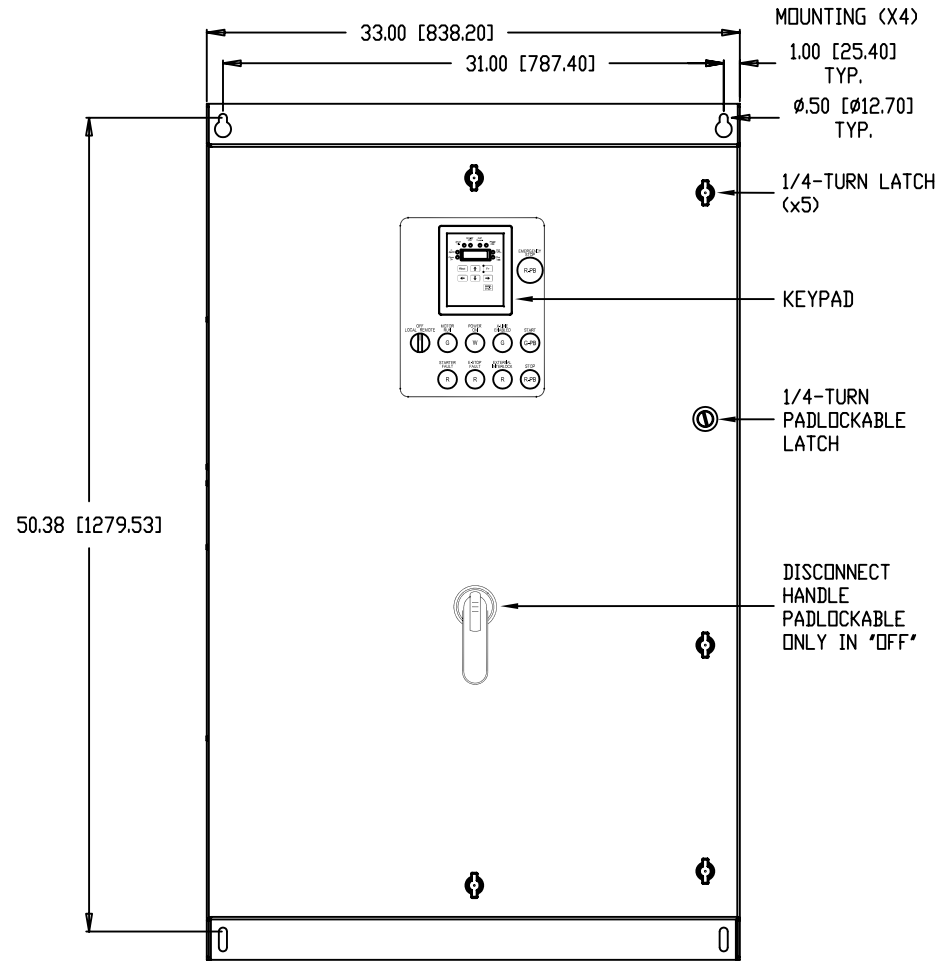
WWEBCDSSRV12-500



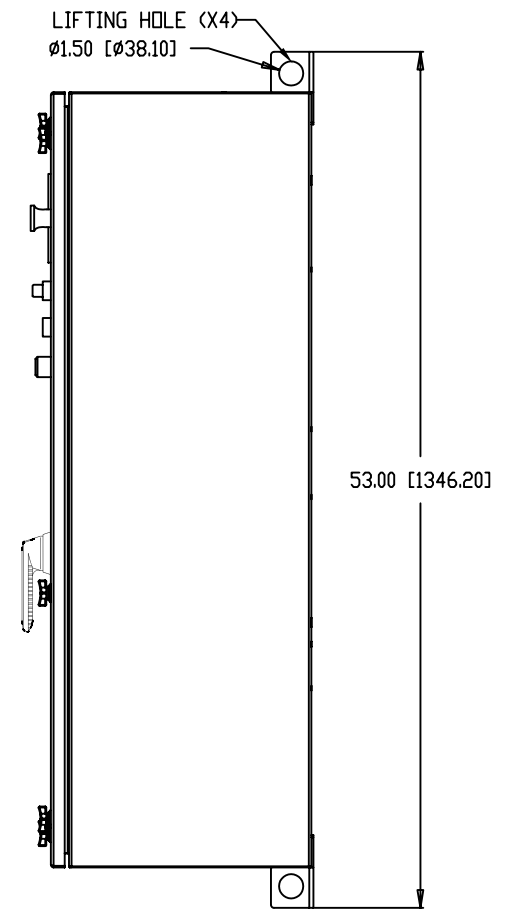
TOP VIEW



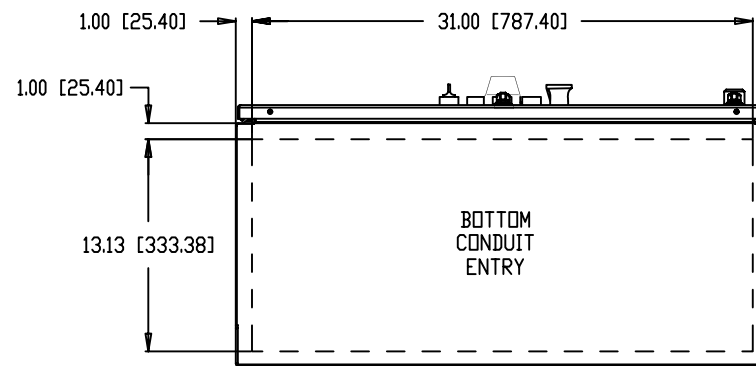
LEFT SIDE VIEW



FRONT VIEW

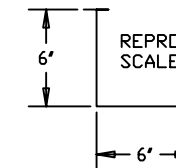


RIGHT SIDE VIEW



BOTTOM VIEW

TYPE: NEMA TYPE 4/12
 COLOR: WHITE POWDER COAT
 MATERIAL: 12 GA. [2.65MM] CRS
 APPROXIMATE WEIGHT: 335 LBS. [152 KG]
 DIMENSIONS: INCHES [MILLIMETERS]



		800.808.2131	
		3540 WINTON PLACE ROCHESTER, NY 14623	
SIZE 2 ENCLOSURE WITH DISCONNECT OUTLINE DIMENSION			
SCALE	DRAWING NUMBER	DRAWN BY	REV. BY
NOTED	94-0292	RRH CHK'D. BY	GFC
SHEET	REV. No.	DATE	
1 OF 1	2	06/16/2015	