

DATA SHEET

Premium Efficiency Motor: **NATJ34-36-56CB**

60 Hz

WorldWide Electric Corporation

1 (800) 808-2131

Worldwideelectric.net



Document Generated: 28-Feb-2023
Document ID:

Customer:

MOTOR INFORMATION

HP	3/4
RPM	3600
Phase	3
Frequency	60 Hz
Voltage	230/460
Frame Size	56C
Enclosure	TEFC
Degree of Protection	IP43
Service Factor	1.15
Poles	2
Full Load Speed	3450
Insulation Class	F
Temp Rise	80°C
NEMA Code Letter	N
Duty Cycle	S1 / Continuous
Slip	0.04%
NEMA Design	B
Moment of Inertia	0.031 lb.ft.^2
Sound Pressure Level	78 dB(A)
Max Ambient Temperature	40°C
Max Elevation	1000 m.a.s.l (3300 f.a.s.l)
Mounting	F1
Base	C-Face Removable Base
Rotation	Clockwise
Standard	NEMA MG-1
Approvals	CSA, CE

EFFICIENCY/POWER FACTOR

LOAD	EFF	P. F.
100%	73.9 %	81.1
75%	71.8 %	73.8
50%	66.5 %	62.1

TORQUE

FULL LOAD	LRT	BDT
1.12 lb.ft.	230 %	380 %

AMPERAGE INFORMATION

	230V	460V
Full Load Amps	2.4	1.2
Locked Rotor Amps	16.54	8.27
No Load Current	1.38	0.69
Usable at 208V	--	

BEARING INFORMATION

DE Bearing	6203 2RS
ODE Bearing	6203 2RS

ADDITIONAL DATA

F2 Suitable	No
Shaft Material	1045 Carbon Steel
Connection Diagram	230 / 460 V - 9 Lead Y
Approximate Weight	21.6 lbs.

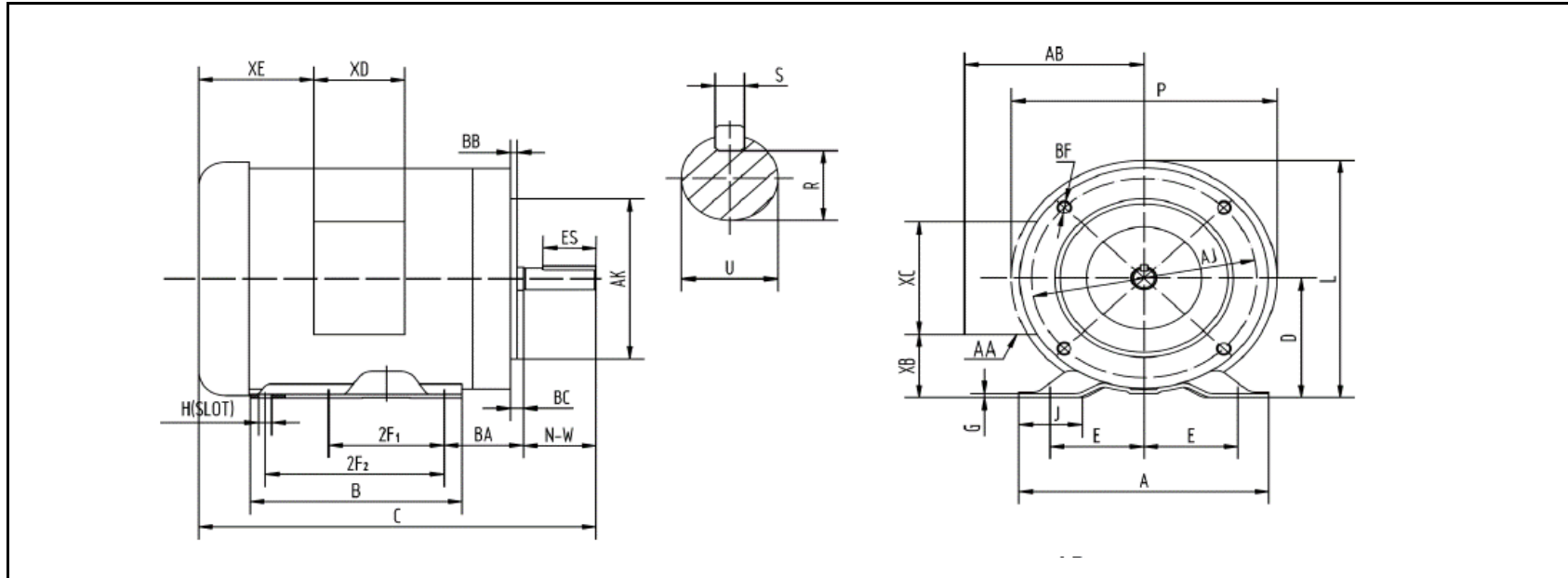
MOTOR DRAWING

Premium Efficiency Motor: **NATJ34-36-56CB**

WorldWide Electric Corporation

1 (800) 808-2131

Worldwideelectric.net



DIMENSION - INCHES

MOUNTING					A	B	C	D	G	J	L	P	AB
E	2F1	2F2	H	BA									
2.44	3	5	0.34	2.75	6.54	6.54	11.9	3.5	0.12	1.65	7.4	7.3	5.2

SHAFT & KEY				
S	ES	R	N-W	U
0.188	1.41	0.517	1.88	0.625

TERMINAL BOX				
AA	XB	XC	XD	XE
1/2 & 3/4	1.65	3.7	3.2	2.15

FLANGE				
AK	AJ	BF	BB	BC
4.5	5.875	3/8-16	0.16	-0.19

PERFORMANCE CURVES

WorldWide Electric Corporation

1 (800) 808-2131

Worldwideelectric.net



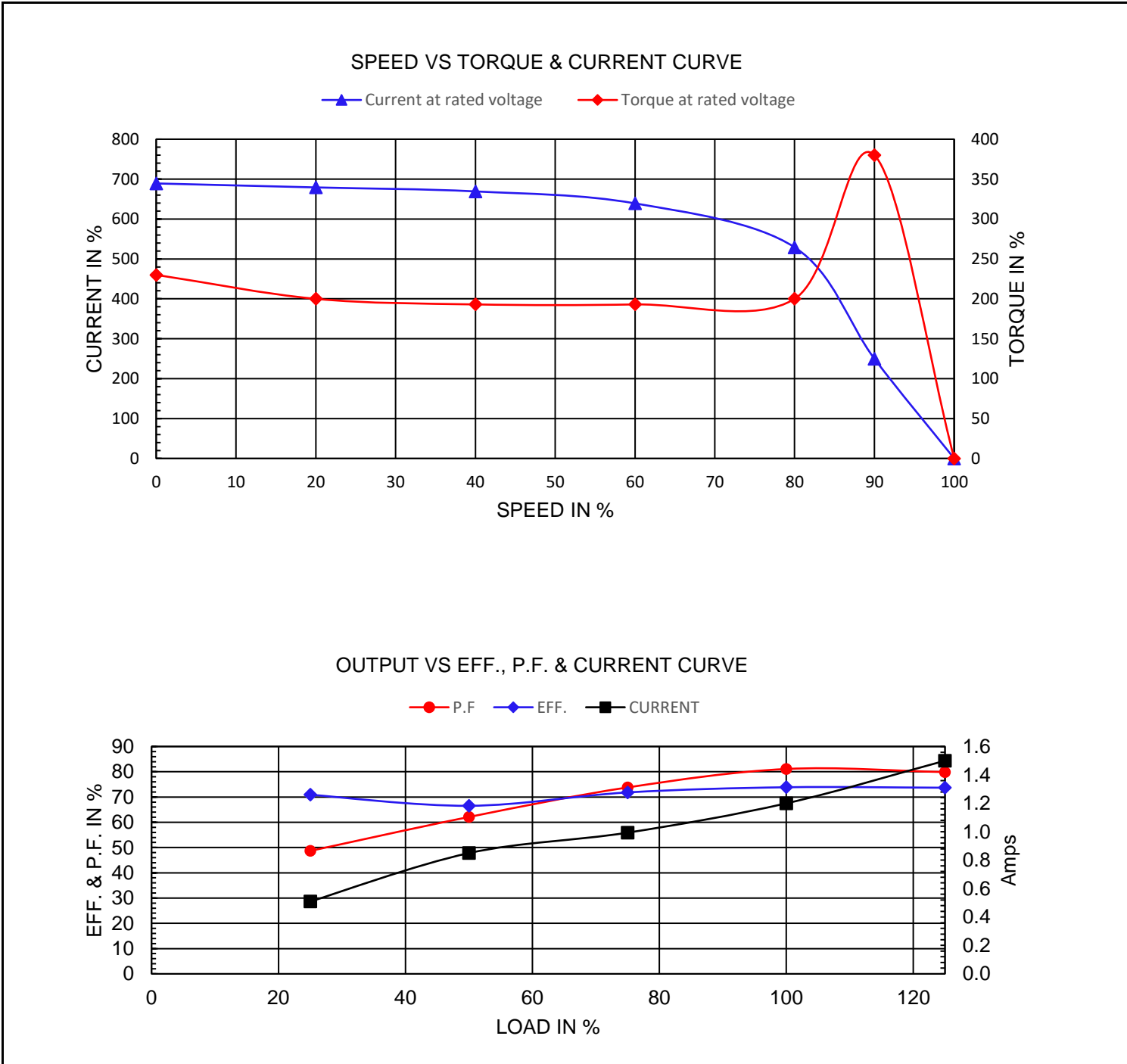
Premium Efficiency Motor:

NATJ34-36-56CB

Document Generated: 28-Feb-2023
Document ID:

Customer:

Motor Type					
Output Rating (HP)	3/4		FL Speed	3450	
Full Load Torque	1.12 lb.ft		LRT (%FLT)	230	460 volt FLA 1.2
Rotor Wk ²	0.031 lb-ft ²		BDT (%FLT)	380	230 volt FLA 2.4



NAMEPLATE / WIRING

Premium Efficiency Motor: **NATJ34-36-56CB**

WorldWide Electric Corporation



1 (800) 808-2131

Worldwideelectric.net



Document Generated: 28-Feb-2023	Customer:
Document ID:	

SAMPLE NAMEPLATE DATA

		INDUSTRIAL DUTY FRACTIONAL MOTOR																																																												
MODEL	FRAME	<table border="0"> <tr> <th colspan="2">LOW VOLTAGE</th> <th colspan="2">HIGH VOLTAGE</th> </tr> <tr> <td>BLUE (T1)</td> <td rowspan="2">] LINE2</td> <td>BLUE (T1)</td> <td>LINE2</td> </tr> <tr> <td>BROWN (T7)</td> <td>WHITE (T2)</td> <td>LINE1</td> </tr> <tr> <td>WHITE (T2)</td> <td rowspan="2">] LINE1</td> <td>ORANGE (T3)</td> <td>LINE3</td> </tr> <tr> <td>RED (T8)</td> <td>YELLOW (T4)</td> <td>INS</td> </tr> <tr> <td>ORANGE (T3)</td> <td rowspan="2">] LINE3</td> <td>BROWN (T7)</td> <td>INS</td> </tr> <tr> <td>YEL/BLA (T9)</td> <td>BLACK (T5)</td> <td>INS</td> </tr> <tr> <td>Hz</td> <td>ENCL.</td> <td>YELLOW (T4)</td> <td>INS</td> </tr> <tr> <td>HP</td> <td>PH</td> <td>BLACK (T5)</td> <td>INS</td> </tr> <tr> <td>RPM</td> <td>DUTY</td> <td>RED (T8)</td> <td>INS</td> </tr> <tr> <td>VOLTS</td> <td>CODE</td> <td>GRAY (T6)</td> <td>INS</td> </tr> <tr> <td>AMPS</td> <td>INS.</td> <td>YEL/BLA (T9)</td> <td>INS</td> </tr> <tr> <td>S. F.</td> <td>DES.</td> <td colspan="2" rowspan="2" style="text-align: center;"> ACCEPTABLE FOR FIELD WIRING THERMALLY PROTECTED : NONE </td> </tr> <tr> <td>SFA.</td> <td>LB/WT</td> </tr> <tr> <td>MAX. AMB.</td> <td>DE/ODE BRG.</td> <td colspan="2" style="text-align: center;"> WorldWide Electric Corporation </td> </tr> <tr> <td colspan="2">SERIAL NO. XXXXXXXXXX</td> <td colspan="2" style="text-align: center;"> MADE IN CHINA </td> </tr> </table>		LOW VOLTAGE		HIGH VOLTAGE		BLUE (T1)] LINE2	BLUE (T1)	LINE2	BROWN (T7)	WHITE (T2)	LINE1	WHITE (T2)] LINE1	ORANGE (T3)	LINE3	RED (T8)	YELLOW (T4)	INS	ORANGE (T3)] LINE3	BROWN (T7)	INS	YEL/BLA (T9)	BLACK (T5)	INS	Hz	ENCL.	YELLOW (T4)	INS	HP	PH	BLACK (T5)	INS	RPM	DUTY	RED (T8)	INS	VOLTS	CODE	GRAY (T6)	INS	AMPS	INS.	YEL/BLA (T9)	INS	S. F.	DES.	ACCEPTABLE FOR FIELD WIRING THERMALLY PROTECTED : NONE		SFA.	LB/WT	MAX. AMB.	DE/ODE BRG.	WorldWide Electric Corporation		SERIAL NO. XXXXXXXXXX		MADE IN CHINA	
LOW VOLTAGE				HIGH VOLTAGE																																																										
BLUE (T1)] LINE2			BLUE (T1)	LINE2																																																									
BROWN (T7)				WHITE (T2)	LINE1																																																									
WHITE (T2)] LINE1			ORANGE (T3)	LINE3																																																									
RED (T8)				YELLOW (T4)	INS																																																									
ORANGE (T3)] LINE3			BROWN (T7)	INS																																																									
YEL/BLA (T9)				BLACK (T5)	INS																																																									
Hz	ENCL.			YELLOW (T4)	INS																																																									
HP	PH			BLACK (T5)	INS																																																									
RPM	DUTY	RED (T8)	INS																																																											
VOLTS	CODE	GRAY (T6)	INS																																																											
AMPS	INS.	YEL/BLA (T9)	INS																																																											
S. F.	DES.	ACCEPTABLE FOR FIELD WIRING THERMALLY PROTECTED : NONE																																																												
SFA.	LB/WT																																																													
MAX. AMB.	DE/ODE BRG.	WorldWide Electric Corporation																																																												
SERIAL NO. XXXXXXXXXX		MADE IN CHINA																																																												

Model	NATJ34-36-56CB	Frame	56C
Hz	60 Hz	50Hz	Encl TEFC
HP	3/4	1/2	PH 3
RPM	3450	2850	DUTY CONT
Voltage	230/460	190/380	Code N
Amps	2.4/1.2	1.96/0.98	Ins Cl F
S.F.	1.15	1.15	Design B
SFA.	2.6/1.3	2.2/1.1	LB/WT 21.6 lbs.
Nom.Eff.	73.9%		DE Brng 6203 2RS
IP	IP43		ODE Brng 6203 2RS
MAX. AMB	40°C		