

# DATA SHEET

Premium Efficiency Motor: **NATJE3-36-56CB**

**60 Hz**

WorldWide Electric Corporation

1 (800) 808-2131

Worldwideelectric.net



Document Generated: 28-Feb-2023

Document ID:

Customer:

## MOTOR INFORMATION

HP	3
RPM	3600
Phase	3
Frequency	60 Hz
Voltage	230/460
Frame Size	56C
Enclosure	TEFC
Degree of Protection	IP43
Service Factor	1.15
Poles	4
Full Load Speed	3500
Insulation Class	F
Temp Rise	80°C
NEMA Code Letter	J
Duty Cycle	S1 / Continuous
Slip	0.02%
NEMA Design	B
Moment of Inertia	0.0691 lb.ft.^2
Sound Pressure Level	73 dB(A)
Max Ambient Temperature	40°C
Max Elevation	1000 m.a.s.l (3300 f.a.s.l)
Mounting	F1
Base	C-Face Removable Base
Rotation	Clockwise
Standard	NEMA MG-1
Approvals	CSA, CE

## EFFICIENCY/POWER FACTOR

LOAD	EFF	P. F.
100%	88.1 %	84.6
75%	88.3 %	78.5
50%	86.5 %	66.9

## TORQUE

FULL LOAD	LRT	BDT
4.5 lb.ft.	430 %	450 %

## AMPERAGE INFORMATION

	230V	460V
Full Load Amps	7.38	3.69
Locked Rotor Amps	89.1	44.55
No Load Current	3.54	1.77
Usable at 208V	8	

## BEARING INFORMATION

DE Bearing	6203 2RS
ODE Bearing	6203 2RS

## ADDITIONAL DATA

F2 Suitable	No
Shaft Material	AISI 420 Stainless
Connection Diagram	230 / 460 V - 9 Lead Y
Approximate Weight	38.8 lbs.

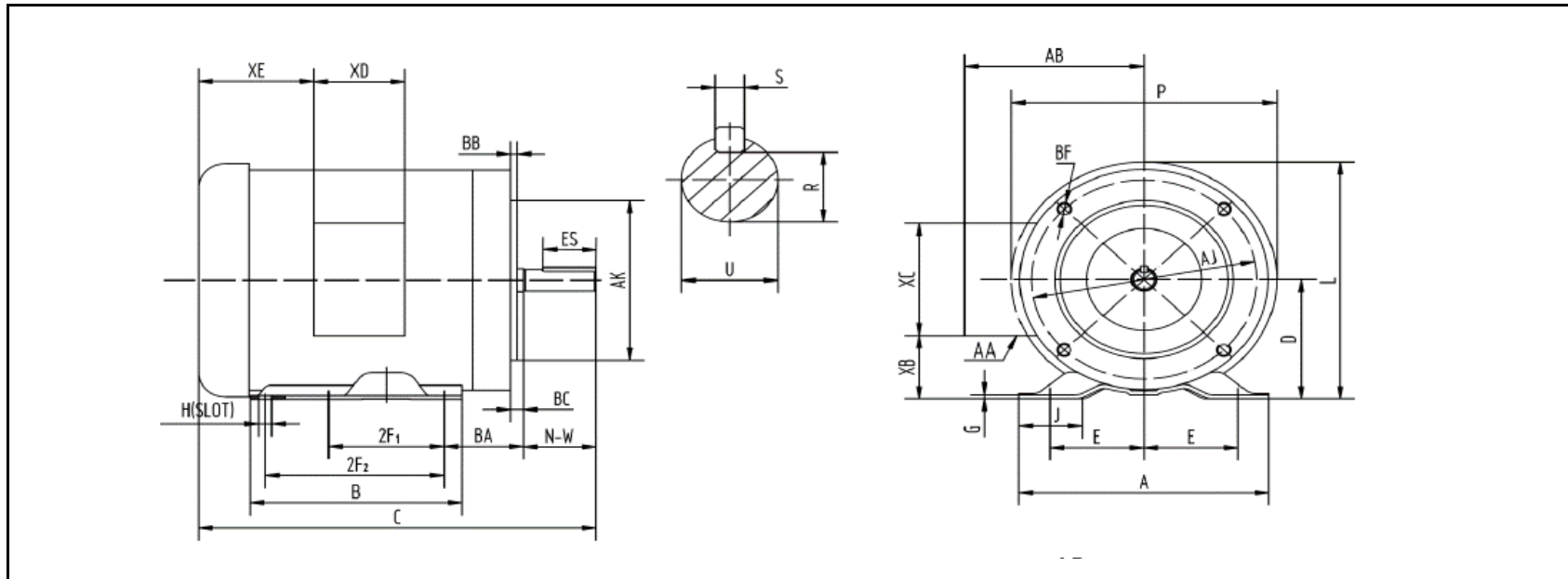
# MOTOR DRAWING

Premium Efficiency Motor: **NATJE3-36-56CB**

WorldWide Electric Corporation

1 (800) 808-2131

Worldwideelectric.net



## DIMENSION - INCHES

MOUNTING					A	B	C	D	G	J	L	P	AB
E	2F1	2F2	H	BA									
2.44	3	5	0.34	2.75	6.54	6.54	11.9	3.5	0.12	1.65	7.4	7.3	5.2

SHAFT & KEY				
S	ES	R	N-W	U
0.188	1.41	0.517	1.88	0.625

TERMINAL BOX				
AA	XB	XC	XD	XE
1/2 & 3/4	1.65	3.7	3.2	2.15

FLANGE				
AK	AJ	BF	BB	BC
4.5	5.875	3/8-16	0.16	-0.19

# PERFORMANCE CURVES

WorldWide Electric Corporation

1 (800) 808-2131

Worldwideelectric.net



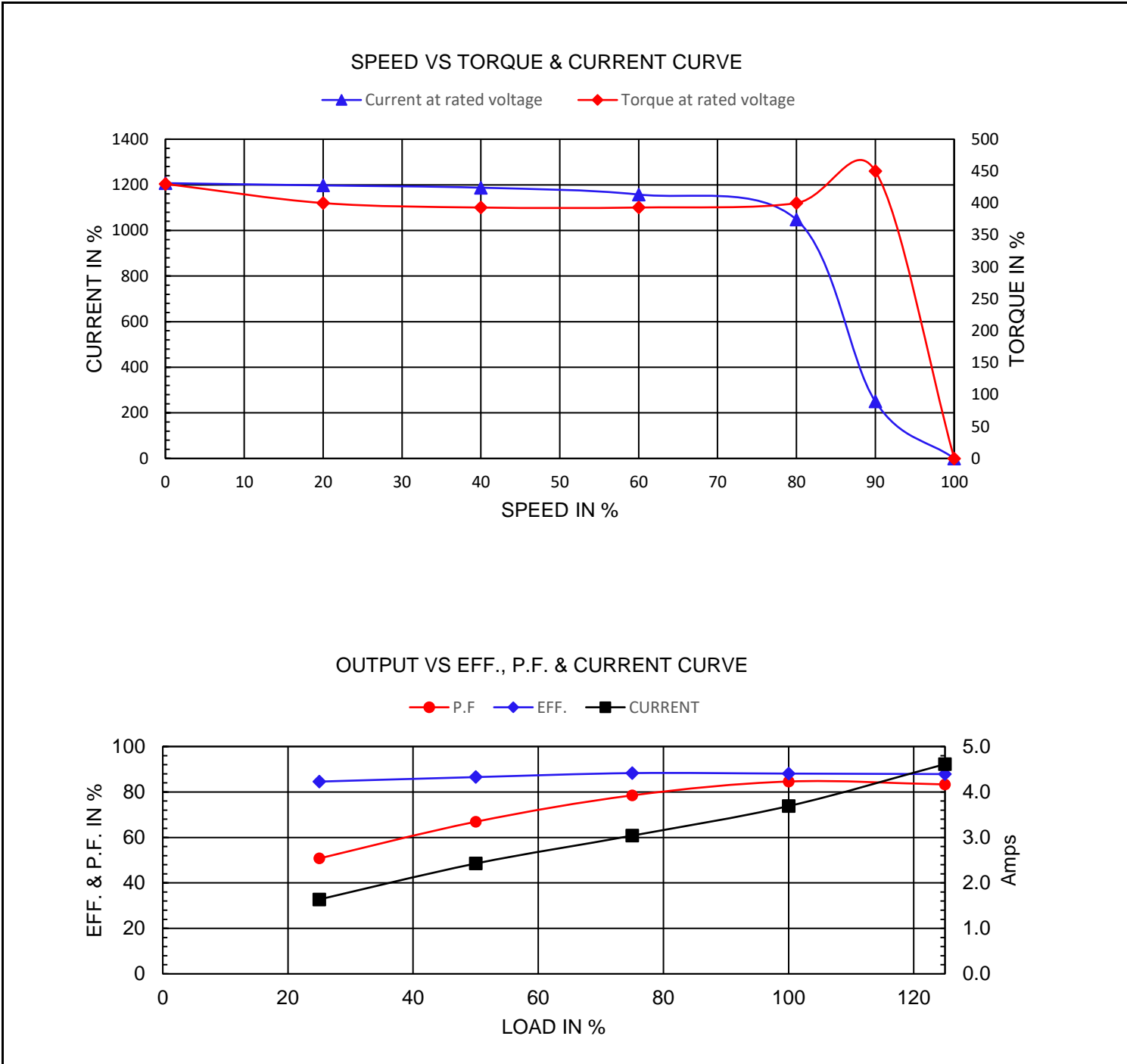
Premium Efficiency Motor:

**NATJE3-36-56CB**

Document Generated: 28-Feb-2023  
 Document ID:

Customer:

Motor Type					
Output Rating (HP)	3		FL Speed	3500	
Full Load Torque	4.5 lb.ft		LRT (%FLT)	430	460 volt FLA 3.69
Rotor Wk <sup>2</sup>	0.0691 lb-ft <sup>2</sup>		BDT (%FLT)	450	230 volt FLA 7.38



# NAMEPLATE / WIRING

Premium Efficiency Motor: **NATJE3-36-56CB**

WorldWide Electric Corporation

1 (800) 808-2131





Worldwideelectric.net



Document Generated: 28-Feb-2023  
Document ID:

Customer:

## SAMPLE NAMEPLATE DATA

		<b>INDUSTRIAL DUTY FRACTIONAL MOTOR</b>					<b>GC315B</b>
<b>MODEL</b>	<b>FRAME</b>			<b>LOW VOLTAGE</b>		<b>HIGH VOLTAGE</b>	
<b>Hz</b>	<b>ENCL.</b>			BLUE (T1) — LINE2	BLUE (T1) — LINE2	<b>MADE IN CHINA</b>	
<b>HP</b>	<b>PH</b>			BROWN (T7) — LINE2	WHITE (T2) — LINE1		
<b>RPM</b>	<b>DUTY</b>			WHITE (T2) — LINE1	ORANGE (T3) — LINE3		
<b>VOLTS</b>	<b>CODE</b>			RED (T8) — LINE1	YELLOW (T4) — INS		
<b>AMPS</b>	<b>INS.</b>			ORANGE (T3) — LINE3	BROWN (T7) — INS		
<b>S. F.</b>	<b>DES.</b>			YEL/BLA (T9) — LINE3	BLACK (T5) — INS		
<b>NOM. EFF</b>	<b>% (60Hz)</b>	<b>DE/ODE BRG.</b>		YELLOW (T4) — INS	RED (T8) — INS		
<b>MAX. AMB.</b>	<b>LB/WT</b>			BLACK (T5) — INS	GRAY (T6) — INS		
<b>Date Code XX/XXXX</b>				GRAY (T6) — INS	YEL/BLA (T9) — INS		
<b>SERIAL NO. XXXXXXXXXXX</b>		<b>WorldWide Electric Corporation</b>					

ACCEPTABLE FOR FIELD WIRING  
THERMALLY PROTECTED : NONE

<b>Model</b>	NATJE3-36-56CB	<b>Frame</b>	56C
<b>Hz</b>	60 Hz	50Hz	Encl TEFC
<b>HP</b>	3	2	PH 3
<b>RPM</b>	3500	1465	<b>DUTY</b> CONT
<b>Voltage</b>	230/460	190/380	<b>Code</b> J
<b>Amps</b>	7.38/3.69	4.1/2.05	<b>Ins Cl</b> F
<b>S.F.</b>	1.15	1.15	<b>Design</b> B
<b>SFA.</b>	--	0	<b>LB/WT</b> 38.8 lbs.
<b>Nom.Eff.</b>	88.1%		<b>DE Brng</b> 6203 2RS
<b>IP</b>	IP43		<b>ODE Brng</b> 6203 2RS
<b>MAX. AMB</b>	40°C		