

DATA SHEET

Premium Efficiency Motor: **IEC13-18-63,**

60 Hz

WorldWide Electric Corporation

1 (800) 808-2131

Worldwideelectric.net



Document Generated: 14-Jul-2023
Document ID:

Customer:

MOTOR INFORMATION	
HP	1/3
RPM	1800
Phase	3
Frequency	60
Voltage	230/460
Frame Size	63
Enclosure	TEFC
Degree of Protection	IP55
Service Factor	1.15
Poles	4
Full Load Speed	1733
Insulation Class	F
Temp Rise	80°C
NEMA Code Letter	L
Duty Cycle	S1
Slip	3.72%
IEC Design	N
Moment of Inertia	0.0088 lb.ft.^2
Locked Rotor Time (Hot)	12 seconds
Sound Pressure Level	67 dB(A)
Number of Starts	2 Hot / 3 Cold
Max Ambient Temperature	40° C
Max Elevation	1000 m.a.s.l (3300 f.a.s.l)
Mounting	F3
Rotation	Bidirectional
Area of Classification	Safe
Inverter Rating	10:1 CT/20:1 VT
Standard	IEC 60034 and IEC 60072
Approvals	UL, CE

EFFICIENCY/POWER FACTOR		
LOAD	EFF	P. F.
100%	73.4 %	0.55
75%	71.9 %	0.45
50%	65.3 %	0.35

TORQUE		
FULL LOAD	LRT	BDT
1.378 lb.ft.	418 %	444 %

AMPERAGE INFORMATION		
	230V	460V
Full Load Amps	1.54	0.77
Locked Rotor Amps	7.99	4.00
No Load Current	1.35	0.67

BEARING INFORMATION	
DE Bearing	6201 ZZ
ODE Bearing	6201 ZZ
Grease Type	NS7

ADDITIONAL DATA	
Multi-Mount	Yes
Shaft Material	AISI 1040/45
Connection Diagram	9 Lead Wye
Approximate Weight	5.75 kg

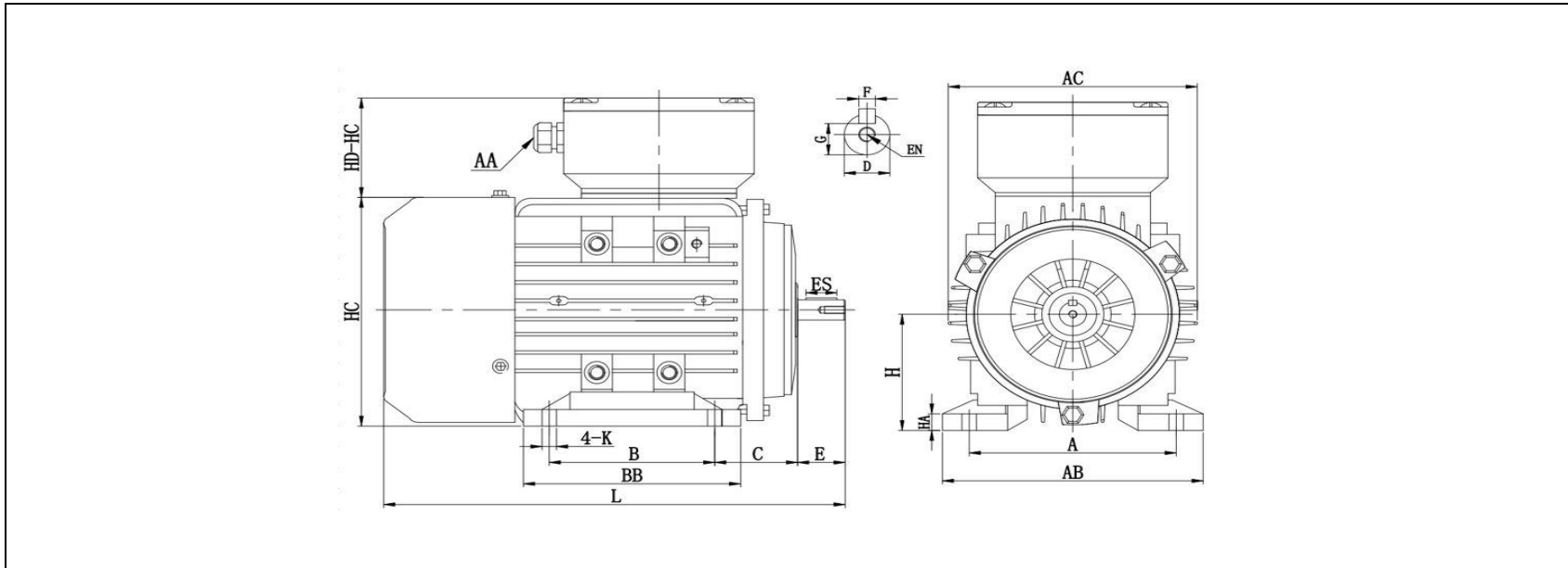
MOTOR DRAWING

Premium Efficiency Motor: **IEC13-18-63**

WorldWide Electric Corporation

1 (800) 808-2131

Worldwideelectric.net



DIMENSION - METRIC (mm)

MOUNTING					L	H	HA	AC	HC	K
A	B	C	AB	BB						
100	80	40	126	105	225	63	9	121	124	7

SHAFT & KEY					
F	ES	G	E	D	EN
4	15	8.5	23	11	M4*12mm

TERMINAL BOX	
AA	HD-HC
M20	55

PERFORMANCE CURVES

WorldWide Electric Corporation

1 (800) 808-2131

Worldwideelectric.net

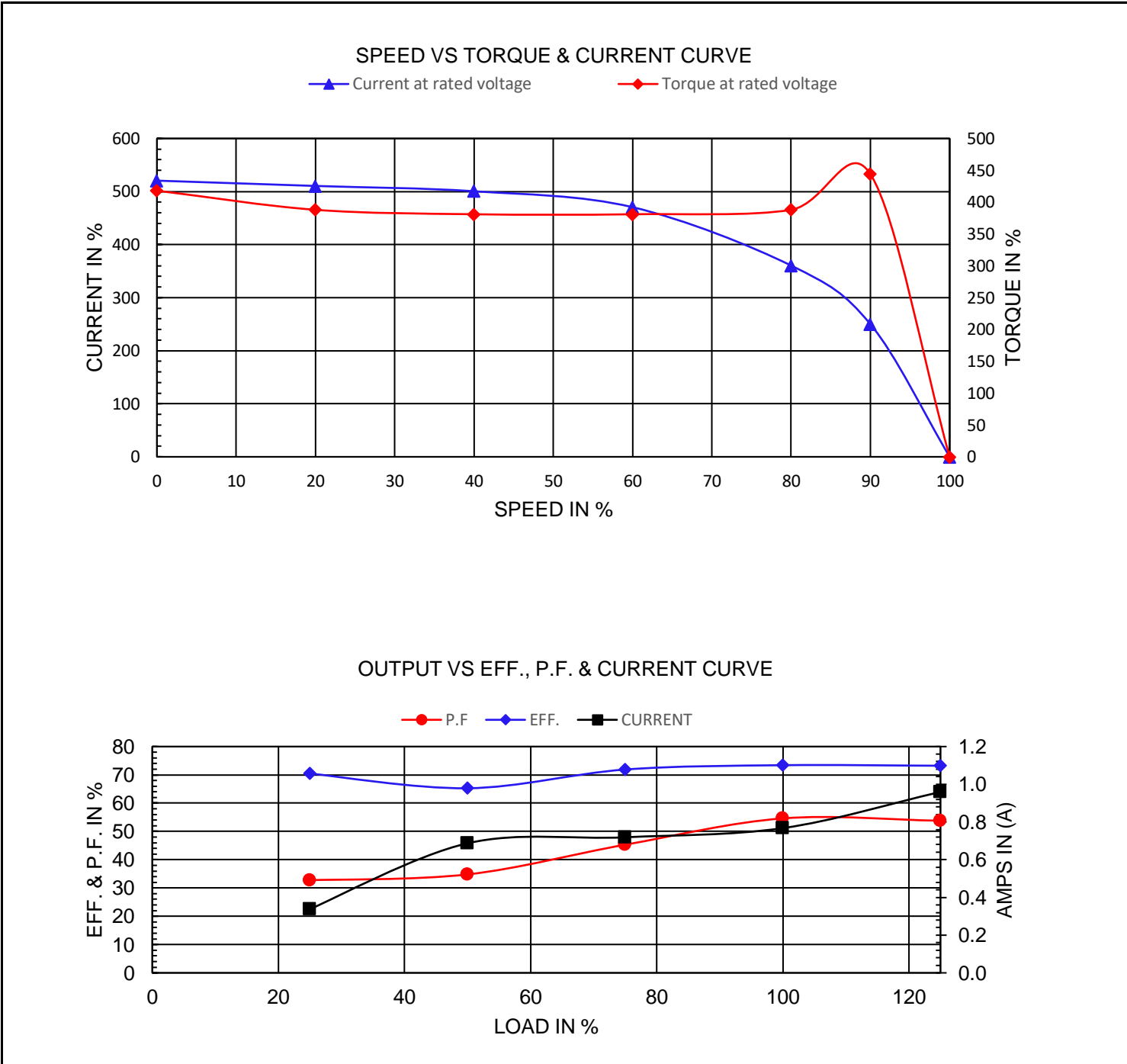


Premium Efficiency Motor:

IEC13-18-63

Document Generated: 14-Jul-2023	Customer:
Document ID:	

Motor Type					
Output Rating (HP)	1/3	FL Speed	1733		
Full Load Torque	1.378 lb.ft	LRT (%FLT)	418	460 volt FLA	0.77
Rotor Wk^2	0.0088 lb-ft^2	BDT (%FLT)	444	230 volt FLA	1.54



NAMEPLATE / WIRING

Premium Efficiency Motor: **IEC13-18-63**

WorldWide Electric Corporation

1 (800) 808-2131





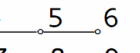
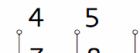
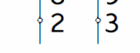
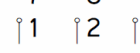
Worldwideelectric.net



Document Generated: 14-Jul-2023
Document ID:

Customer:

SAMPLE NAMEPLATE DATA

		3-PHASE INDUCTION MOTOR				ENERGY  E309286		IE3 CE	
		CC306B				IEC 60034-1			
TYPE		OUTPUT		HP	kW	INS.F	FR.	IP55	AMB.40°C
V	Hz	A	r/min	SF	IE CODE	η 100%	η 75%	η 50%	
				Code " " at 60Hz		Duty		S1	
				DES		N		DE BRG	
				IC		411		ODE BRG	
2Y		Y		SN.		Date	Weight	kg	
WorldWide Electric Corporation									

TYPE	IEC13-18-63		OUTPUT	HP	1/3	kW	0.25	FRAME	63
V	Hz	A	r/min.	SF	IE CODE	η100%	η75%	η50%	
190/380	50	1.61/0.81	1412	1.00	IE3	73.5	72.1	66.8	
230/460	60	1.54/0.77	1733	1.15	IE3	73.4	71.9	65.3	

Code"	L	"at 60Hz	DE BRG	6201 ZZ	Weight	5.75 kg
			ODE BRG	6201 ZZ		