

Specification Sheet for WorldWide Electric AHD8104

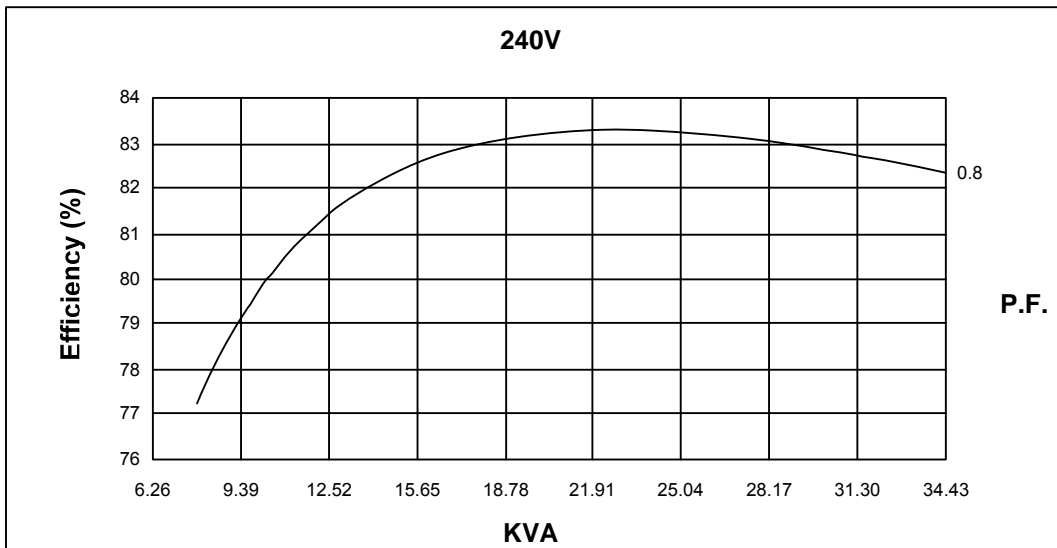
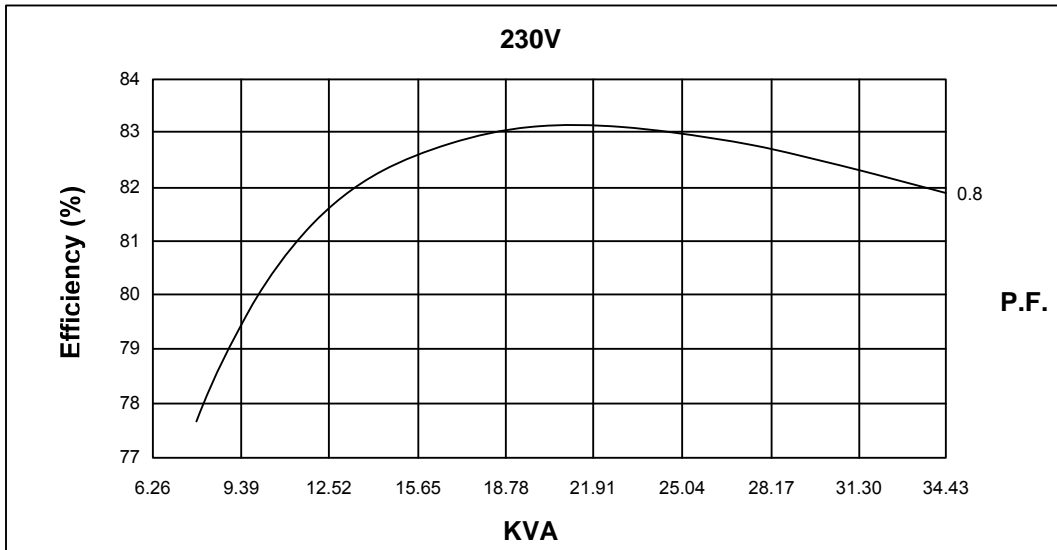
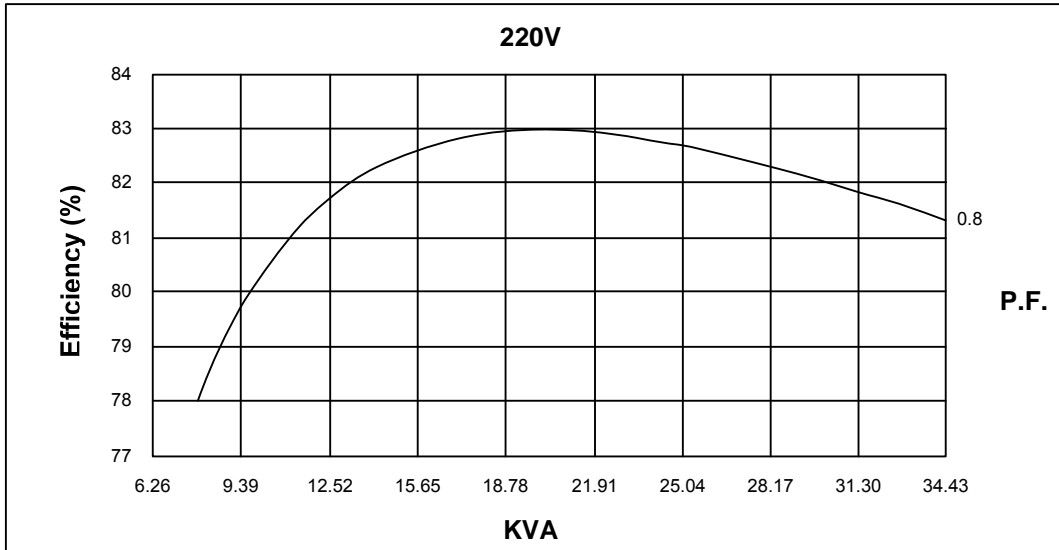
CONTROL SYSTEM	SELF-EXCITED					
AUTOMATIC VOLTAGE REGULATOR	AGR460 (STANDARD)			AGR440 (OPTIONAL)		
VOLTAGE REGULATION	$\pm 1.0\%$			$\pm 1.0\%$		
SUSTAINED SHORT CIRCUIT	NONE – SELF-EXCITED MACHINES CANNOT SUPPLY A SHORT-CIRCUIT CURRENT					
INSULATION SYSTEM	CLASS H					
PROTECTION	IP23					
RATED POWER FACTOR	0.8					
STATOR WINDING	SINGLE LAYER CONCENTRIC					
WINDING PITCH	TWO-THIRDS					
NUMBER OF WINDING LEADS	4					
STATOR WINDING RESISTANCE	0.0578 Ω @ 22°C WIRED AS SERIES					
ROTOR WINDING RESISTANCE	0.89 Ω @ 22°C					
EXCITER STATOR RESISTANCE	23 Ω @ 22°C					
EXCITER ROTOR RESISTANCE	0.122 Ω @ 22°C					
R.F.I. SUPPRESSION	BS EN 61000-6-2 & BS EN 61000-6-4, VDE 0875G, VDE 0875N. Consult the factory for others.					
WAVEFORM DISTORTION	NO LOAD < 1.5% NON-DISTORTING BALANCED LINEAR LOAD < 5.0%					
MAXIMUM OVERSPEED	2250 Rev/Min					
BEARING DRIVE END	BALL. 6312 - 2RS (ISO)					
BEARING NON-DRIVE END	BALL. 6306 - 2RS (ISO)					
	1 BEARING			2 BEARING		
WEIGHT COMP. GENERATOR	203 kg			216 kg		
WEIGHT WOUND STATOR	73 kg			73 kg		
WEIGHT WOUND ROTOR	69.12 kg			72.33 kg		
WR ² INERTIA	0.2706 kgm ²			0.2763 kgm ²		
SHIPPING WEIGHTS in a crate	213 kg			226 kg		
PACKING CRATE SIZE	97 x 57 x 96 (cm)			97 x 57 x 96 (cm)		
TELEPHONE INTERFERENCE	THF < 2%			TIF < 50		
COOLING AIR	0.19 m ³ /sec, 403 CFM					
VOLTAGE, SERIES	220		230		240	
VOLTAGE, PARALLEL	110		115		120	
POWER FACTOR	0.8	1.0	0.8	1.0	0.8	1.0
KVA BASE RATING FOR REACTANCE VALUES	31.3	35.0	31.3	35.0	31.3	35.0
X _d DIR. AXIS SYNCHRONOUS	2.191	2.450	2.005	2.242	1.841	2.059
X' _d DIR. AXIS TRANSIENT	0.167	0.187	0.152	0.170	0.140	0.157
X'' _d DIR. AXIS SUBTRANSIENT	0.090	0.101	0.083	0.093	0.076	0.085
X _q QUAD. AXIS REACTANCE	1.059	1.184	0.969	1.084	0.890	0.995
X'' _q QUAD. AXIS SUBTRANSIENT	0.186	0.208	0.170	0.190	0.156	0.174
X _L LEAKAGE REACTANCE	0.068	0.076	0.062	0.069	0.057	0.064
X ₂ NEGATIVE SEQUENCE	0.139	0.155	0.127	0.142	0.117	0.131
X ₀ ZERO SEQUENCE	0.033	0.037	0.030	0.034	0.028	0.031
REACTANCES ARE SATURATED.	VALUES ARE PER UNIT AT RATING AND VOLTAGE INDICATED.					
T' _d TRANSIENT TIME CONST.	0.024 s					
T'' _d SUB-TRANSIENT TIME CONST.	0.0015 s					
T' _{do} O.C. FIELD TIME CONST.	0.57 s					
T _a ARMATURE TIME CONST.	0.01 s					
SHORT CIRCUIT RATIO	1/X _d					



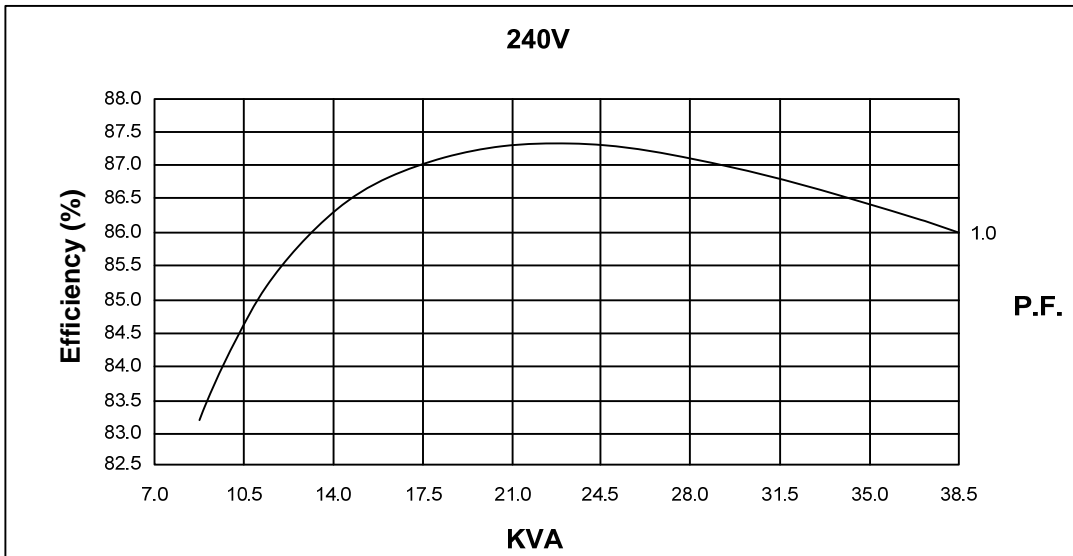
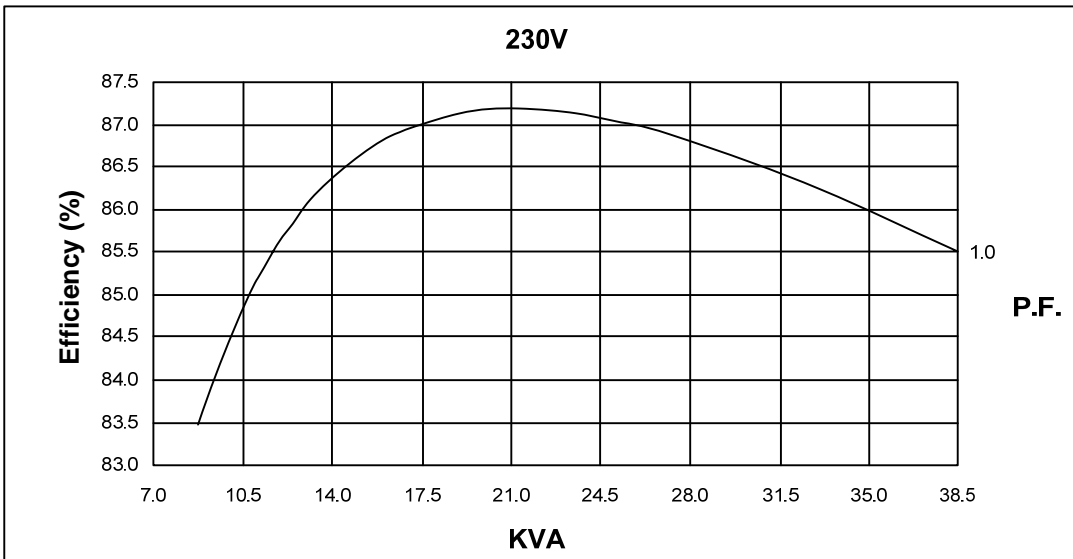
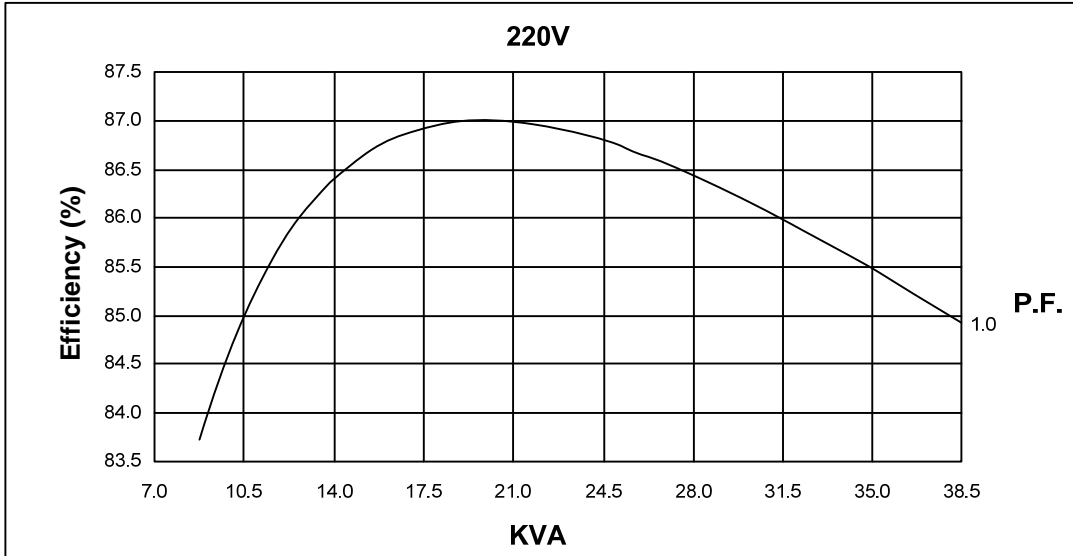
Specification Sheet for Athlon AG184H-4

CONTROL SYSTEM	SELF-EXCITED					
AUTOMATIC VOLTAGE REGULATOR	AGR460 (STANDARD)			AGR440 (OPTIONAL)		
VOLTAGE REGULATION	± 1.0 %			± 1.0 %		
SUSTAINED SHORT CIRCUIT	NONE – SELF-EXCITED MACHINES CANNOT SUPPLY A SHORT-CIRCUIT CURRENT					
INSULATION SYSTEM	CLASS H					
PROTECTION	IP23					
RATED POWER FACTOR	0.8					
STATOR WINDING	SINGLE LAYER CONCENTRIC					
WINDING PITCH	TWO-THIRDS					
NUMBER OF WINDING LEADS	4					
STATOR WINDING RESISTANCE	0.0578Ω @ 22°C WIRED AS SERIES					
ROTOR WINDING RESISTANCE	0.89Ω @ 22°C					
EXCITER STATOR RESISTANCE	23Ω @ 22°C					
EXCITER ROTOR RESISTANCE	0.122Ω @ 22°C					
R.F.I. SUPPRESSION	BS EN 61000-6-2 & BS EN 61000-6-4, VDE 0875G, VDE 0875N. Consult the factory for others.					
WAVEFORM DISTORTION	NO LOAD < 1.5% NON-DISTORTING BALANCED LINEAR LOAD < 5.0%					
MAXIMUM OVERSPEED	2250 Rev/Min					
BEARING DRIVE END	BALL. 6312 - 2RS (ISO)					
BEARING NON-DRIVE END	BALL. 6306 - 2RS (ISO)					
	1 BEARING			2 BEARING		
WEIGHT COMP. GENERATOR	203 kg			216 kg		
WEIGHT WOUND STATOR	73 kg			73 kg		
WEIGHT WOUND ROTOR	69.12 kg			72.33 kg		
WR ² INERTIA	0.2706 kgm ²			0.2763 kgm ²		
SHIPPING WEIGHTS in a crate	213 kg			226 kg		
PACKING CRATE SIZE	97 x 57 x 96 (cm)			97 x 57 x 96 (cm)		
TELEPHONE INTERFERENCE	THF < 2%			TIF < 50		
COOLING AIR	0.19 m ³ /sec, 403 CFM					
VOLTAGE, SERIES	220		230		240	
VOLTAGE, PARALLEL	110		115		120	
POWER FACTOR	0.8	1.0	0.8	1.0	0.8	1.0
KVA BASE RATING FOR REACTANCE VALUES	31.3	35.0	31.3	35.0	31.3	35.0
X _d DIR. AXIS SYNCHRONOUS	2.191	2.450	2.005	2.242	1.841	2.059
X' _d DIR. AXIS TRANSIENT	0.167	0.187	0.152	0.170	0.140	0.157
X'' _d DIR. AXIS SUBTRANSIENT	0.090	0.101	0.083	0.093	0.076	0.085
X _q QUAD. AXIS REACTANCE	1.059	1.184	0.969	1.084	0.890	0.995
X' _q QUAD. AXIS SUBTRANSIENT	0.186	0.208	0.170	0.190	0.156	0.174
X _L LEAKAGE REACTANCE	0.068	0.076	0.062	0.069	0.057	0.064
X ₂ NEGATIVE SEQUENCE	0.139	0.155	0.127	0.142	0.117	0.131
X ₀ ZERO SEQUENCE	0.033	0.037	0.030	0.034	0.028	0.031
REACTANCES ARE SATURATED.	VALUES ARE PER UNIT AT RATING AND VOLTAGE INDICATED.					
T' _d TRANSIENT TIME CONST.	0.024 s					
T'' _d SUB-TRANSIENT TIME CONST.	0.0015 s					
T' _{do} O.C. FIELD TIME CONST.	0.57 s					
T _a ARMATURE TIME CONST.	0.01 s					
SHORT CIRCUIT RATIO	1/X _d					

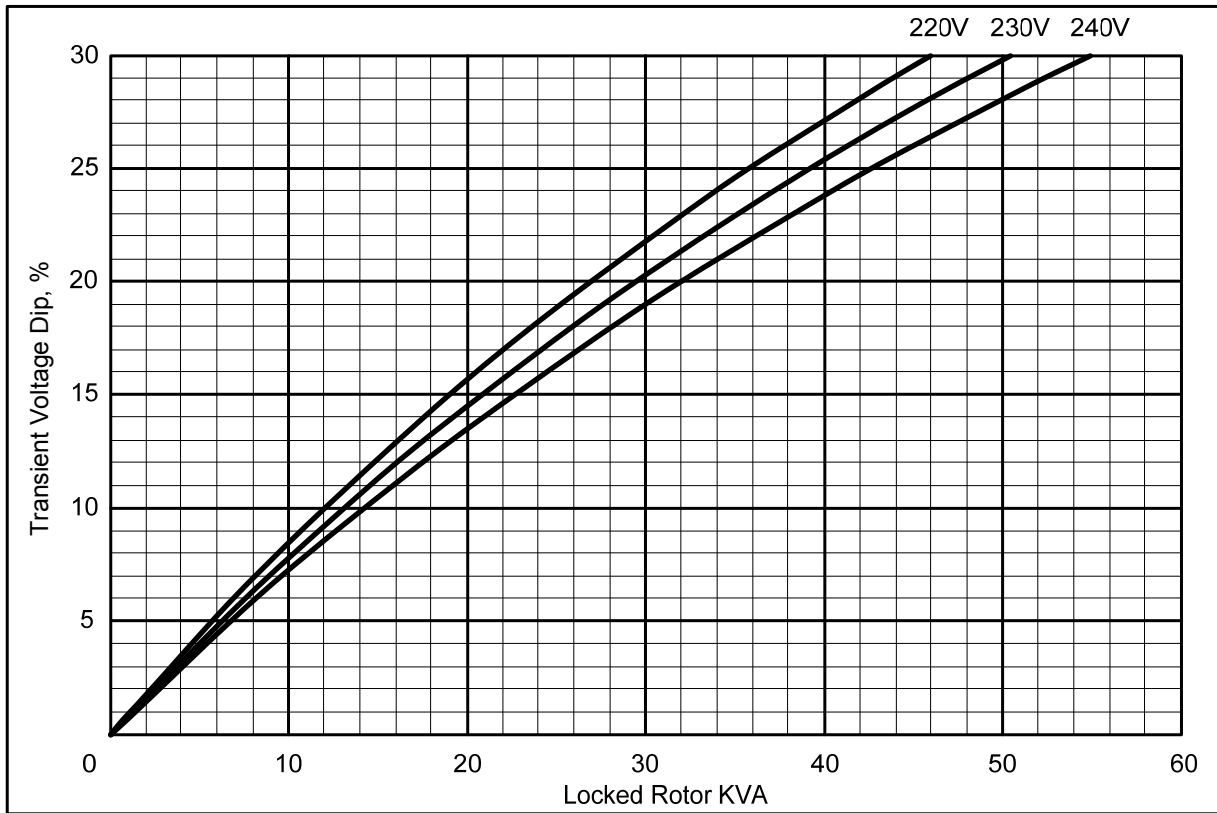
SINGLE-PHASE EFFICIENCY CURVES FOR 06 WINDING AT 0.8 POWER FACTOR



SINGLE-PHASE EFFICIENCY CURVES FOR 06 WINDING AT 1.0 POWER FACTOR



LOCKED ROTOR MOTOR STARTING CURVE



50 Hz RATINGS

Class	F						H					
Temp Rise	105°C R/R (40°C)						125°C R/R (40°C)					
Power Factor	0.8			1.0			0.8			1.0		
Series Voltage	220	230	240	220	230	240	220	230	240	220	230	240
Parallel Voltage	110	115	120	110	115	120	110	115	120	110	115	120
KVA Output	22.9	22.9	22.9	24.7	24.7	24.7	25.0	25.0	25.0	27.0	27.0	27.0
kW Output	18.3	18.3	18.3	24.7	24.7	24.7	20.0	20.0	20.0	27.0	27.0	27.0
Efficiency, %	82.2	82.6	83.0	85.4	85.9	86.2	81.8	82.3	82.7	85.0	85.5	85.9
kW Input	22.3	22.2	22.0	28.9	28.8	28.7	24.4	24.3	24.2	31.8	31.6	31.4

60 Hz RATINGS

Class	F						H					
Temp Rise	105°C R/R (40°C)						125°C R/R (40°C)					
Power Factor	0.8			1.0			0.8			1.0		
Series Voltage	220	230	240	220	230	240	220	230	240	220	230	240
Parallel Voltage	110	115	120	110	115	120	110	115	120	110	115	120
KVA Output	28.7	28.7	28.7	32.2	32.2	32.2	31.3	31.3	31.3	35.0	35.0	35.0
kW Output	23.0	23.0	23.0	32.2	32.2	32.2	25.0	25.0	25.0	35.0	35.0	35.0
Efficiency, %	82.2	82.6	83.0	85.4	85.9	86.2	81.8	82.3	82.7	85.0	85.5	85.9
kW Input	27.9	27.8	27.7	37.7	37.5	37.4	30.6	30.4	30.3	41.2	40.9	40.7