

# DATA SHEET

Premium Efficiency Motor: **FM1-18-56C**

**60 Hz**

WorldWide Electric Corporation

1 (800) 808-2131

Worldwideelectric.net



Document Generated: 31-Mar-2023

Document ID:

Customer:

## MOTOR INFORMATION

HP	1
RPM	1800
Phase	1
Frequency	60 Hz
Voltage	115/230
Frame Size	56C
Enclosure	TEFC
Degree of Protection	IP54
Service Factor	1.15
Poles	4
Full Load Speed	1725
Insulation Class	F
Temp Rise	80°C
NEMA Code Letter	M
Duty Cycle	S1 / Continuous
Slip	4.17%
Max Ambient Temperature	40°C
Max Elevation	1000 m.a.s.l (3300 f.a.s.l)
Mounting	F1
Rotation	Bi-Directional
Mounting Type	C-Face with Feet
Standard	NEMA MG-1
Approvals	CSA, CE
Overload	Manual Overload

## EFFICIENCY/POWER FACTOR

LOAD	EFF	P. F.
100%	69.0 %	72.2
75%	67.8 %	63.5
50%	63.4 %	51.1

## TORQUE

FULL LOAD	LRT	BDT
3.06 lb.ft.	360 %	255 %

## AMPERAGE INFORMATION

	115V	230V
Full Load Amps	13	6.5
Locked Rotor Amps	79.5	39.7
No Load Current	8.84	4.42

## BEARING INFORMATION

DE Bearing	6203 2RS
ODE Bearing	6203 2RS

## CAPACITOR INFORMATION

Start Capacitor	(1)500uF/165V
Run Capacitor	--

## ADDITIONAL DATA

F2 Suitable	No
Shaft Material	1045 Carbon Steel
Connection Diagram	115/230V - 6 Lead
Approximate Weight	35.5 lbs.

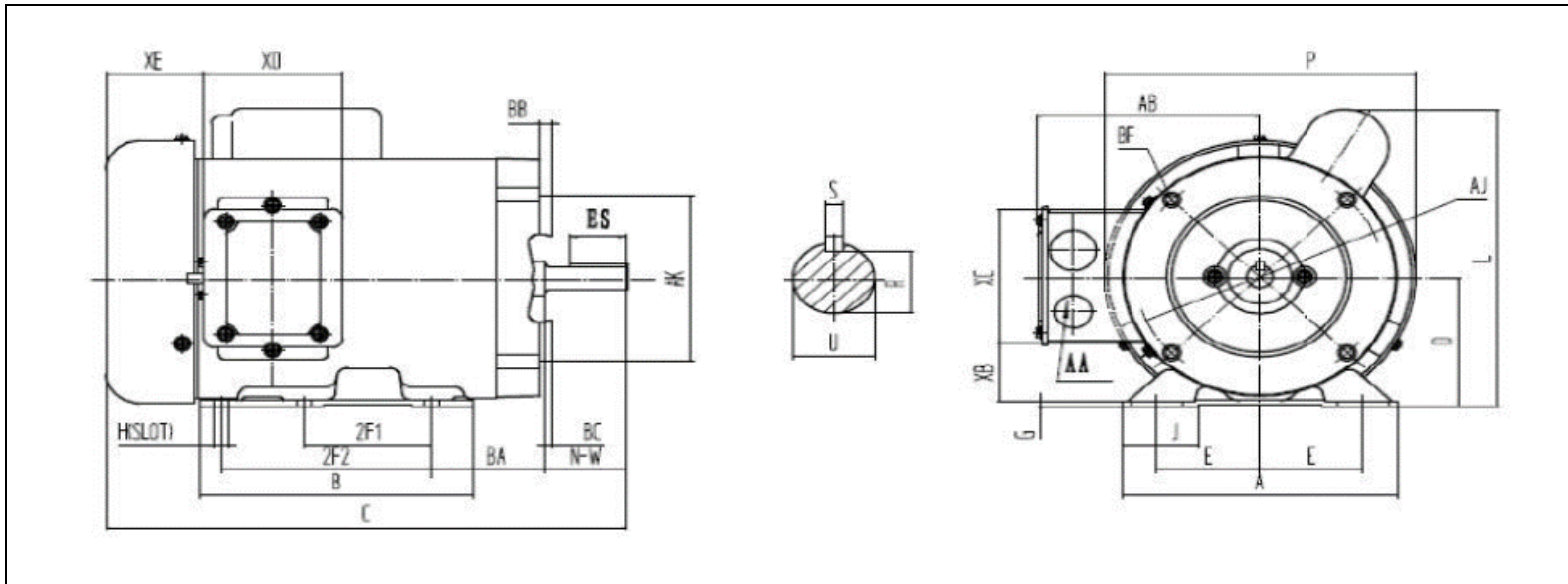
# MOTOR DRAWING

Premium Efficiency Motor: **FM1-18-56C**

WorldWide Electric Corporation

1 (800) 808-2131

Worldwideelectric.net



## DIMENSION - INCHES

MOUNTING					A	B	C	D	G	L	P	AB	J
E	2F1	2F2	H	BA									
2.44	3	5	0.34	2.75	6.54	6.54	12.9	3.5	0.12	8.2	7.3	5.2	1.65

SHAFT & KEY				
R	ES	S	U	NW
0.517	1.41	0.188	0.625	1.88

TERMINAL BOX				
XB	XC	XD	XE	AA
1.65	3.7	3.2	2.15	2-0.88/2-1.109

FLANGE				
AK	AJ	BF	BB	BC
4.5	5.875	3/8-16	0.16	-0.19

# NAMEPLATE / WIRING

Premium Efficiency Motor: **FM1-18-56C**

WorldWide Electric Corporation

1 (800) 808-2131



Worldwideelectric.net



Document Generated: 31-Mar-2023  
Document ID:

Customer:

## SAMPLE NAMEPLATE DATA

		<b>WorldWide Electric Corporation</b>		<b>SINGLE PHASE INDUSTRIAL DUTY MOTOR</b>					
<b>MODEL</b>	<b>FRAME</b>	<b>LOW VOLTAGE</b>		<b>HIGH VOLTAGE</b>		<b>MADE IN CHINA</b>			
Hz	ENCL.	BLACK(P1) — LINE1		BLACK(P1) — LINE1					
HP	PH	BROWN(P2) —	] INS	BROWN(P2) —	INS				
RPM	DUTY	ORANGE(T3) —		ORANGE(T3) —	INS				
VOLTS	CODE	RED(T8) —		RED(T8) —	INS				
AMPS	INS.	WHITE(T2) —	] LINE2	WHITE(T2) —					
S.F.	DES.	YELLOW(T4) —		YELLOW(T4) —	LINE2				
SFA.	LB/WT	BLACK(T5) —		BLACK(T5) —	LINE2				
<b>MAX. AMB.</b>	<b>DE/ODE BRG.</b>	ACCEPTABLE FOR FIELD WIRING ROTATION CCW-OPE TO REVERSE EITHER VOLTAGE INTERCHANGE BLACK (T5) AND RED (T8) LEADS THERMALLY PROTECTED : MANUAL							
SERIAL NO. xxxxxxxxxxxx Date Code xx/xxxx									

<b>Model</b>	FM1-18-56C	<b>Frame</b>	56C
<b>Hz</b>	60 Hz	<b>Encl</b>	TEFC
<b>HP</b>	1	<b>PH</b>	1
<b>RPM</b>	1725	<b>DUTY</b>	CONT
<b>Voltage</b>	115/230	<b>Code</b>	M
<b>Amps</b>	13.0/6.5	<b>Ins Cl</b>	F
<b>S.F.</b>	1.15	<b>IP</b>	IP54
<b>SFA.</b>	14.0/7.0	<b>DES.</b>	N
<b>DE Brng</b>	6203 2RS	<b>WT:</b>	35.5 lbs.
<b>ODE Brng</b>	6203 2RS	<b>MAX. AMB.</b>	40°C