

DATA SHEET

Premium Efficiency Motor: **FM1.5-18-56HC**

60 Hz

WorldWide Electric Corporation

1 (800) 808-2131

Worldwideelectric.net



Document Generated: 31-Mar-2023
Document ID:

Customer:

MOTOR INFORMATION	
HP	1.5
RPM	1800
Phase	1
Frequency	60 Hz
Voltage	115/230
Frame Size	56HC
Enclosure	TEFC
Degree of Protection	IP54
Service Factor	1.15
Poles	4
Full Load Speed	1725
Insulation Class	F
Temp Rise	80°C
NEMA Code Letter	K
Duty Cycle	S1 / Continuous
Slip	4.17%
Max Ambient Temperature	40°C
Max Elevation	1000 m.a.s.l (3300 f.a.s.l)
Mounting	F1
Rotation	Bi-Directional
Mounting Type	C-Face with Feet
Standard	NEMA MG-1
Approvals	CSA, CE
Overload	Manual Overload

EFFICIENCY/POWER FACTOR		
LOAD	EFF	P. F.
100%	79.5 %	83.1
75%	79.9 %	76.3
50%	76.6 %	64.3

TORQUE		
FULL LOAD	LRT	BDT
4.49 lb.ft.	320 %	230 %

AMPERAGE INFORMATION		
	115V	230V
Full Load Amps	14.5	7.3
Locked Rotor Amps	109.7	54.8
No Load Current	11.24	5.62

BEARING INFORMATION	
DE Bearing	6203 2RS
ODE Bearing	6203 2RS

CAPACITOR INFORMATION	
Start Capacitor	(1)900uF/165V
Run Capacitor	(1)40uF/250V

ADDITIONAL DATA	
F2 Suitable	No
Shaft Material	1045 Carbon Steel
Connection Diagram	115/230V - 6 Lead
Approximate Weight	36.5 lbs.

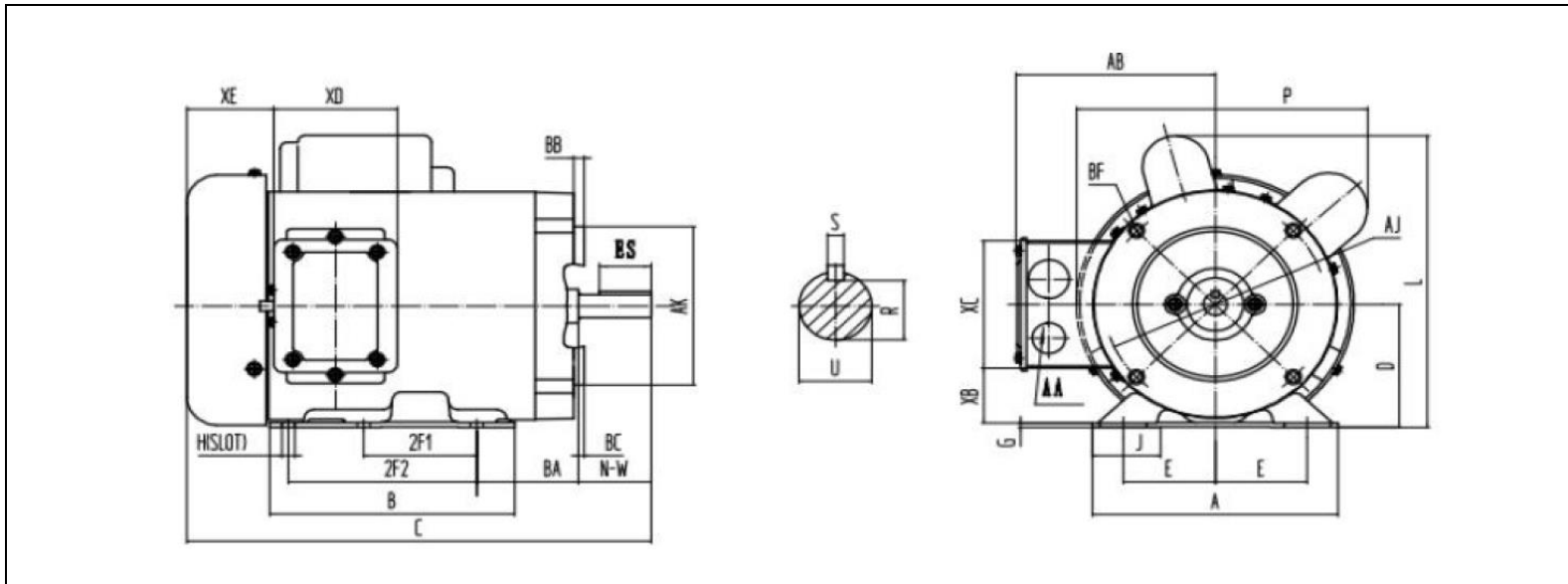
MOTOR DRAWING

Premium Efficiency Motor: **FM1.5-18-56HC**

WorldWide Electric Corporation

1 (800) 808-2131

Worldwideelectric.net



DIMENSION - INCHES

MOUNTING					A	B	C	D	G	L	P	AB	J
E	2F1	2F2	H	BA									
2.44	3	5	0.34	2.75	6.54	6.54	12.9	3.5	0.12	8.2	7.3	5.2	1.65

SHAFT & KEY				
R	ES	S	U	NW
0.517	1.41	0.188	0.625	1.88

TERMINAL BOX				
XB	XC	XD	XE	AA
1.65	3.7	3.2	2.15	2-0.88/2-1.109

FLANGE				
AK	AJ	BF	BB	BC
4.5	5.875	3/8-16	0.16	-0.19

NAMEPLATE / WIRING

WorldWide Electric Corporation

1 (800) 808-2131

Worldwideelectric.net





Premium Efficiency Motor: **FM1.5-18-56HC**

Document Generated: 31-Mar-2023
Document ID:

Customer:

SAMPLE NAMEPLATE DATA

		WorldWide Electric Corporation	SINGLE PHASE INDUSTRIAL DUTY MOTOR		
MODEL	FRAME	LOW VOLTAGE		HIGH VOLTAGE	
Hz	ENCL.	BLACK(P1) — LINE1	BLACK(P1) — LINE1	MADE IN CHINA	
HP	PH	BROWN(P2) — INS	BROWN(P2) — INS		
RPM	DUTY	ORANGE(T3) — INS	ORANGE(T3) — INS		
VOLTS	CODE	RED(T8) — INS	RED(T8) — INS		
AMPS	INS.	WHITE(T2) — INS	WHITE(T2) — INS		
S.F.	DES.	YELLOW(T4) — LINE2	YELLOW(T4) — LINE2		
SFA.	LB/WT	BLACK(T5) —	BLACK(T5) —		
MAX. AMB.	DE/ODE BRG.	ACCEPTABLE FOR FIELD WIRING ROTATION CCW-OPE TO REVERSE EITHER VOLTAGE INTERCHANGE BLACK (T5) AND RED (T8) LEADS THERMALLY PROTECTED : MANUAL			
SERIAL NO. xxxxxxxxxxxx Date Code xx/xxxx					

Model	FM1.5-18-56HC	Frame	56HC
Hz	60 Hz	Encl	TEFC
HP	1.5	PH	1
RPM	1725	DUTY	CONT
Voltage	115/230	Code	K
Amps	14.5/7.3	Ins Cl	F
S.F.	1.15	IP	IP54
SFA.	16.4/8.2	DES.	L
DE Brng	6203 2RS	WT:	36.5 lbs.
ODE Brng	6203 2RS	MAX. AMB.	40°C