

# DATA SHEET

Premium Efficiency Motor: **LAM400-12-L449T-IB**

**60 Hz**

WorldWide Electric Corporation

1 (800) 808-2131

Worldwideelectric.net



Document Generated: 8-Sep-2023  
Document ID:

Customer:

| MOTOR INFORMATION       |                                       |
|-------------------------|---------------------------------------|
| HP                      | 400                                   |
| RPM                     | 1200                                  |
| Phase                   | 3                                     |
| Frequency               | 60 Hz                                 |
| Voltage                 | 460                                   |
| Frame Size              | L447/9T                               |
| Enclosure               | TEFC                                  |
| Degree of Protection    | IP55                                  |
| Service Factor          | 1.15                                  |
| Poles                   | 6                                     |
| Full Load Speed         | 1190                                  |
| Insulation Class        | F                                     |
| Temp Rise               | 80°C                                  |
| NEMA Code Letter        | G                                     |
| Duty Cycle              | S1 / Continuous                       |
| Slip                    | 0.68%                                 |
| NEMA Design             | --                                    |
| Moment of Inertia       | 236.6 lb.ft.^2                        |
| Locked Rotor Time (Hot) | 12 seconds                            |
| Sound Pressure Level    | 103 dB(A)                             |
| Number of Starts        | 2 Cold/1 Hot                          |
| Max Ambient Temperature | 40°C                                  |
| Max Elevation           | 1000 m.a.s.l (3300 f.a.s.l)           |
| Mounting                | Rigid                                 |
| Rotation                | Bi-Directional                        |
| Area of Classification  | Class 1 Division 2 Groups A,B,C,D T3B |
| Inverter Rating         | 10:1 CT / 20:1 VT                     |
| Standard                | NEMA MG-1                             |
| Approvals               | UL, CE, IEEE45, ABS                   |

| EFFICIENCY/POWER FACTOR |        |       |
|-------------------------|--------|-------|
| LOAD                    | EFF    | P. F. |
| 100%                    | 95.8 % | 0.85  |
| 75%                     | 95.7 % | 0.82  |
| 50%                     | 95.3 % | 0.74  |

| TORQUE        |       |       |
|---------------|-------|-------|
| FULL LOAD     | LRT   | BDT   |
| 1763.1 lb.ft. | 191 % | 318 % |

| AMPERAGE INFORMATION |      |        |
|----------------------|------|--------|
|                      | 230V | 460V   |
| Full Load Amps       | --A  | 461.5A |
| Locked Rotor Amps    | --A  | 3114A  |
| No Load Current      | --A  | 156.5A |
| Usable at 208V       |      | -- A   |

| BEARING INFORMATION     |                  |
|-------------------------|------------------|
| DE Bearing              | NU320 C3         |
| ODE Bearing             | 6320 C3-INS      |
| Grease Type             | Mobil Polyrex EM |
| DE Regreasing Interval  | 2400 Hours       |
| ODE Regreasing Interval | 2400 Hours       |
| Grease Quantity         | 51g/51g          |

| ADDITIONAL DATA    |              |
|--------------------|--------------|
| F2 Suitable        | Yes          |
| Shaft Material     | 4140         |
| Connection Diagram | 6 Lead Delta |
| Approximate Weight | 3999 lbs.    |

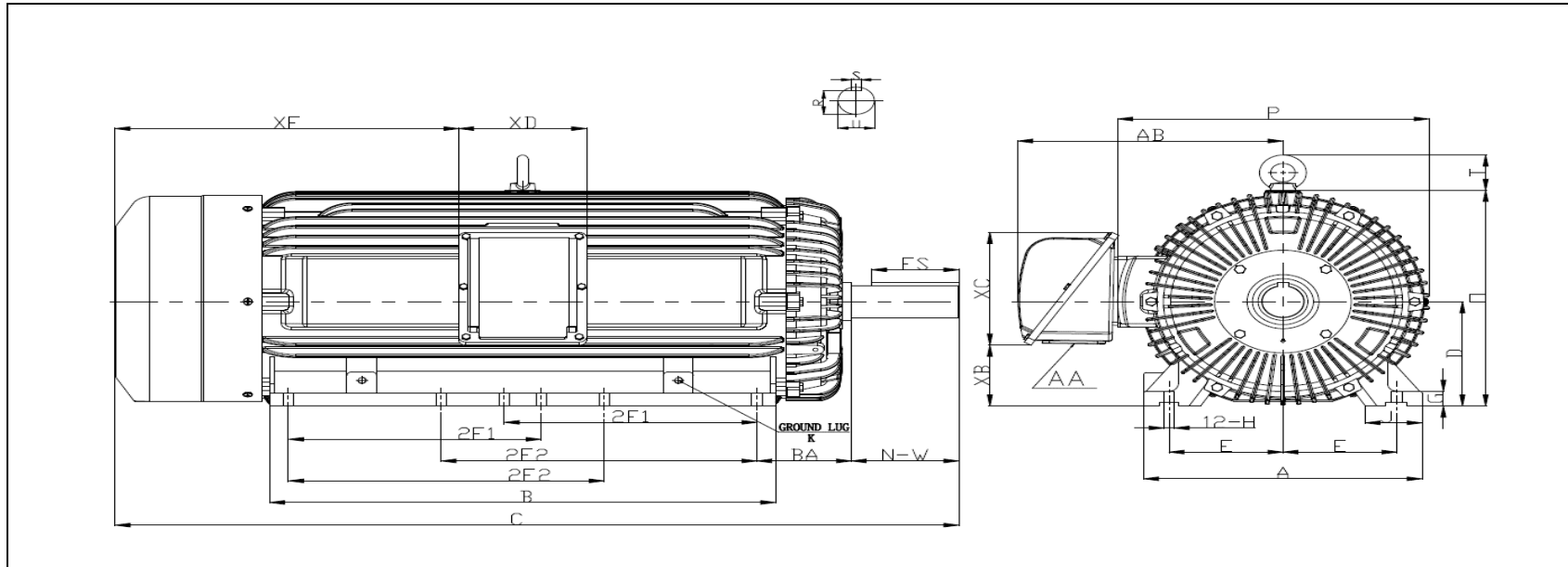
# MOTOR DRAWING

Premium Efficiency Motor: **LAM400-12-L449T-IB**

WorldWide Electric Corporation

1 (800) 808-2131

Worldwideelectric.net



## DIMENSION - INCHES

| MOUNTING |     |     |      |     | A  | B  | C    | D  | G     | J    | P    | O    | T    | AB   |
|----------|-----|-----|------|-----|----|----|------|----|-------|------|------|------|------|------|
| E        | 2F1 | 2F2 | H    | BA  |    |    |      |    |       |      |      |      |      |      |
| 9        | 20  | 25  | 0.81 | 7.5 | 22 | 40 | 66.9 | 11 | 1.417 | 4.33 | 25.8 | 23.8 | 4.85 | 23.4 |

| SHAFT & KEY |      |      |     |       |
|-------------|------|------|-----|-------|
| S           | ES   | R    | N-W | U     |
| 0.875       | 6.91 | 2.88 | 8.5 | 3.375 |

| TERMINAL BOX |      |      |      |      |
|--------------|------|------|------|------|
| AA           | XB   | XC   | XD   | XE   |
| 3 NPT        | 4.13 | 16.2 | 11.6 | 27.2 |

| GROUND LUG |
|------------|
| M12        |

# PERFORMANCE CURVES

Premium Efficiency Motor:

**LAM400-12-L449T-IB**

WorldWide Electric Corporation

1 (800) 808-2131

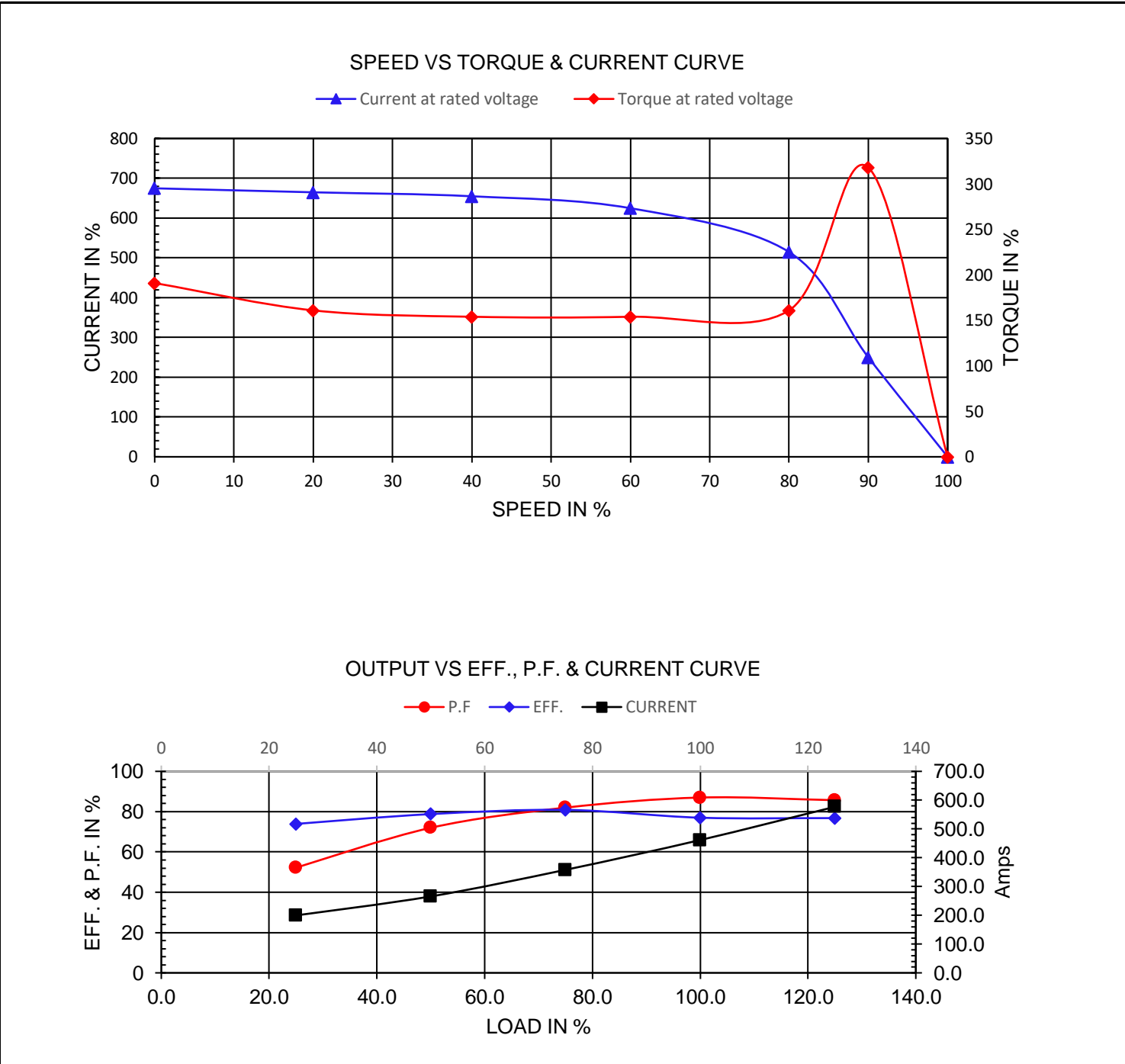
Worldwideelectric.net



Document Generated: 8-Sep-2023  
Document ID:

Customer:

|                       |                          |  |            |      |                    |
|-----------------------|--------------------------|--|------------|------|--------------------|
| Motor Type            | AEH3                     |  | FL Speed   | 1190 |                    |
| Output Rating (HP)    | 400                      |  | LRT (%FLT) | 191  | 460 volt FLA 461.5 |
| Full Load Torque      | 1763.1 lb.ft             |  | BDT (%FLT) | 318  | 230 volt FLA --    |
| Rotor Wk <sup>2</sup> | 236.6 lb-ft <sup>2</sup> |  |            |      |                    |



# NAMEPLATE / WIRING

Premium Efficiency Motor: **LAM400-12-L449T-IB**

WorldWide Electric Corporation

1 (800) 808-2131



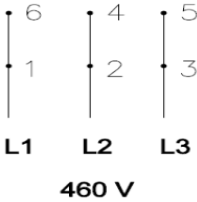


Worldwideelectric.net



Document Generated: 8-Sep-2023  
Document ID:

Customer:

## SAMPLE NAMEPLATE DATA

|   |         |        |         |   |          |   |   |              |
|---|---------|--------|---------|---|----------|---|---|--------------|
| <b>THREE PHASE SEVERE DUTY MOTOR I EEE45</b>  |         |        |         |   |          |  |  |              |
| Model :   |         | Encl : | Type :  | SN :  |          |  |   |              |
| HP :  | Poles : | FR:    | Ins:    | Duty: Cont  | IP :     |   |   | Max Amb 40°C |
| Hz :  | CODE :  |        | Hz :    | HP :  | Design : |   |   |              |
| Volts :   | P.F. :  |        | Volts : | DE BRG :  |          |   |   |              |
| Amps :  | Eff :   |        | Amps :  | ODE BRG :   |          |   |   |              |
| RPM :   | S.F. :  |        | RPM :   | WT :  |          |   |   |              |
|   |         |        | S.F. :  | Date :  |          |   | UL certified Class I,<br>Division II, Groups<br>A,B,C,D T3B                         |              |
|  |         |        |         |  |          |   |   |              |

|               |                    |              |       |               |         |                 |             |
|---------------|--------------------|--------------|-------|---------------|---------|-----------------|-------------|
| <b>Model:</b> | LAM400-12-L449T-IB | <b>Encl:</b> | TEFC  | <b>Type:</b>  | AEH3    |                 |             |
| <b>HP:</b>    | 400                | <b>Poles</b> | 6     | <b>FR:</b>    | L447/9T | <b>IP:</b>      | 55          |
| <b>Hz:</b>    | 60                 | <b>CODE:</b> | G     | <b>Hz</b>     | 50      | <b>HP:</b>      | 350         |
| <b>Volts:</b> | 460                | <b>P.F.:</b> | 0.85  | <b>Volts:</b> | 380     | <b>Design:</b>  | B           |
| <b>Amps:</b>  | 461.5              | <b>Eff:</b>  | 0.958 | <b>Amps</b>   | 486.3   | <b>DE BRG:</b>  | NU320 C3    |
| <b>RPM:</b>   | 1190               | <b>S.F.:</b> | 1.15  | <b>RPM</b>    | 990     | <b>ODE BRG:</b> | 6320 C3-INS |
|               |                    |              |       | <b>S.F.:</b>  | 1.00    | <b>WT:</b>      | 3999 lbs.   |