

DATA SHEET

Premium Efficiency Motor: **LAM500-12-586/7UZ**

60 Hz

WorldWide Electric Corporation

1 (800) 808-2131

Worldwideelectric.net



Document Generated: 8-Sep-2023
Document ID:

Customer:

MOTOR INFORMATION	
HP	500
RPM	1200
Phase	3
Frequency	60 Hz
Voltage	460
Frame Size	586/7UZ
Enclosure	TEFC
Degree of Protection	IP55
Service Factor	1.15
Poles	6
Full Load Speed	1195
Insulation Class	F
Temp Rise	80°C
NEMA Code Letter	G
Duty Cycle	S1 / Continuous
Slip	0.52%
NEMA Design	--
Moment of Inertia	386.9 lb.ft.^2
Locked Rotor Time (Hot)	12 seconds
Sound Pressure Level	103 dB(A)
Number of Starts	2 Cold/1 Hot
Max Ambient Temperature	40°C
Max Elevation	1000 m.a.s.l (3300 f.a.s.l)
Mounting	Rigid
Rotation	Bi-Directional
Area of Classification	Class 1 Division 2 Groups A,B,C,D T3B
Inverter Rating	10:1 CT / 20:1 VT
Standard	NEMA MG-1
Approvals	UL, CE, IEEE45, ABS

EFFICIENCY/POWER FACTOR		
LOAD	EFF	P. F.
100%	95.8 %	0.86
75%	96.4 %	0.84
50%	96.3 %	0.78

TORQUE		
FULL LOAD	LRT	BDT
2207 lb.ft.	210 %	245 %

AMPERAGE INFORMATION		
	230V	460V
Full Load Amps	--A	564.1A
Locked Rotor Amps	--A	3637A
No Load Current	--A	180.9A
Usable at 208V		-- A

BEARING INFORMATION	
DE Bearing	NU324 C3
ODE Bearing	6319 C3
Grease Type	Mobil Polyrex EM
DE Regreasing Interval	2400 Hours
ODE Regreasing Interval	3600 Hours
Grease Quantity	72g/45g

ADDITIONAL DATA	
F2 Suitable	YES
Shaft Material	4140
Connection Diagram	6 Lead Delta
Approximate Weight	lbs.

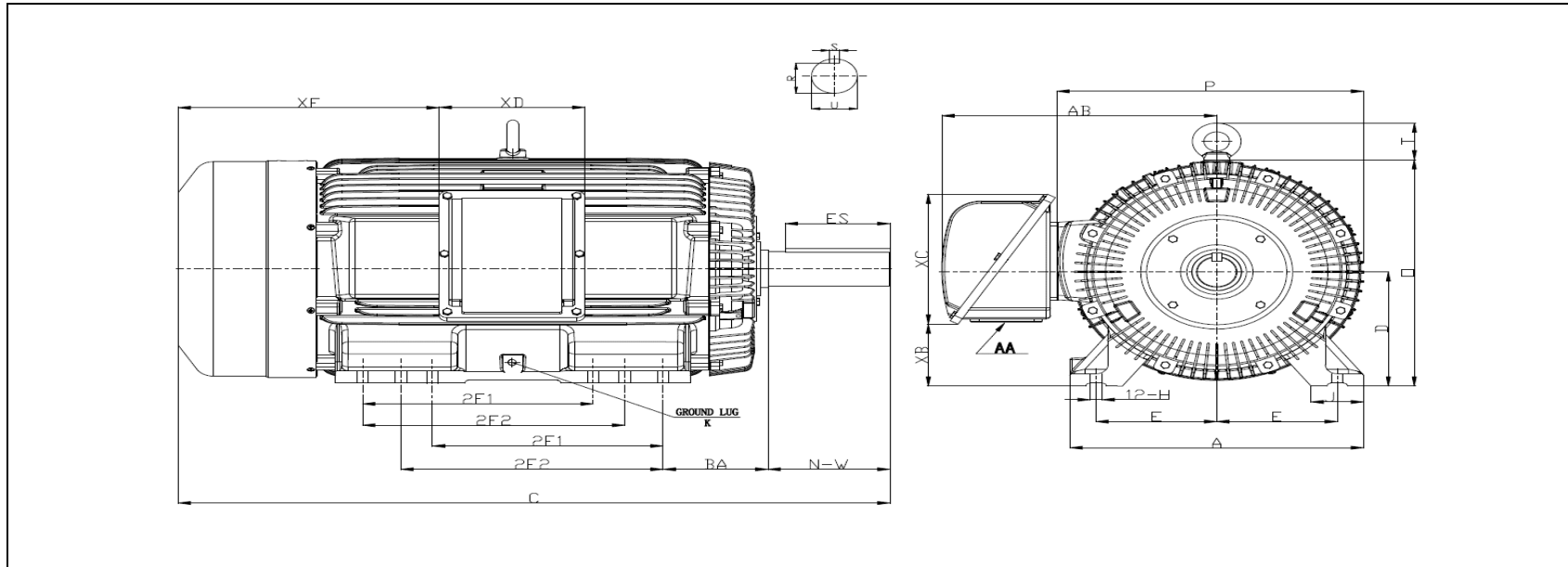
MOTOR DRAWING

Premium Efficiency Motor: **LAM500-12-586/7UZ**

WorldWide Electric Corporation

1 (800) 808-2131

Worldwideelectric.net



DIMENSION - INCHES

MOUNTING					A	B	C	D	G	J	P	O	T	AB
E	2F1	2F2	H	BA										
11.5	22	25	1.125	10	28	33.95	65.6	14.5	2.05	5	29.72	28.86	4.66	23.9

SHAFT & KEY				
S	ES	R	N-W	U
1	10	3.817	11.625	4.375

TERMINAL BOX				
AA	XB	XC	XD	XE
2 X 3 NPT	5.3	16.2	13.9	23

GROUND LUG
M10

PERFORMANCE CURVES

WorldWide Electric Corporation

1 (800) 808-2131

Worldwideelectric.net

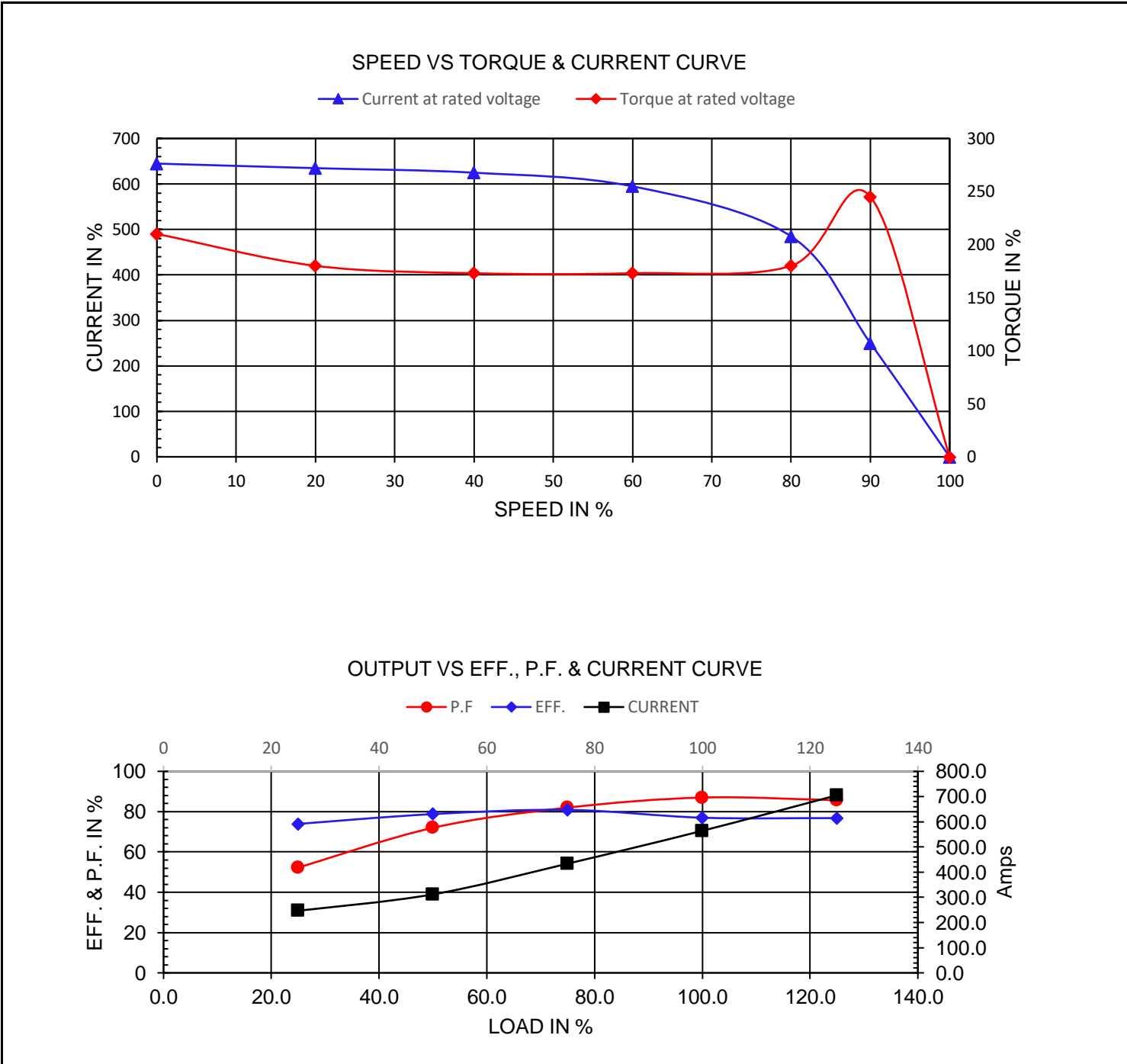


Premium Efficiency Motor:

LAM500-12-586/7UZ

Document Generated: 8-Sep-2023	Customer:
Document ID:	

Motor Type	AEH3		FL Speed	1195	
Output Rating (HP)	500		LRT (%FLT)	210	
Full Load Torque	2207 lb.ft		460 volt FLA	564.1	
Rotor Wk ²	386.9 lb-ft ²		230 volt FLA	--	
			BDT (%FLT)	245	



NAMEPLATE / WIRING

Premium Efficiency Motor: **LAM500-12-586/7UZ**

WorldWide Electric Corporation

1 (800) 808-2131



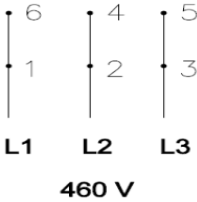


Worldwideelectric.net



Document Generated: 8-Sep-2023
Document ID:

Customer:

SAMPLE NAMEPLATE DATA

THREE PHASE SEVERE DUTY MOTOR I EEE45								
Model :		Encl :	Type :	SN :				
HP :	Poles :	FR:	Ins:	Duty: Cont	IP :			Max Amb 40°C
Hz :	CODE :		Hz :	HP :	Design :			
Volts :	P.F. :		Volts :	DE BRG :				
Amps :	Eff :		Amps :	ODE BRG :				
RPM :	S.F. :		RPM :	WT :				
			S.F. :	Date :			UL certified Class I, Division II, Groups A,B,C,D T3B	
								

Model:	LAM500-12-586/7UZ	Encl:	TEFC	Type:	AEH3		
HP:	500	Poles	6	FR:	586/7UZ	IP:	55
Hz:	60	CODE:	G	Hz	50	HP:	450
Volts:	460	P.F.:	0.86	Volts:	380	Design:	B
Amps:	564.1	Eff:	0.958	Amps	615	DE BRG:	NU324 C3
RPM:	1195	S.F.:	1.15	RPM	990	ODE BRG:	6319 C3
				S.F.:	1.00	WT:	lbs.