

DATA SHEET

Premium Efficiency Motor: **NATJE3-36-56JB**

60 Hz

WorldWide Electric Corporation

1 (800) 808-2131

Worldwideelectric.net



Document Generated: 28-Feb-2023

Document ID:

Customer:

MOTOR INFORMATION

HP	3
RPM	3600
Phase	3
Frequency	60 Hz
Voltage	230/460
Frame Size	56J
Enclosure	TEFC
Degree of Protection	IP43
Service Factor	1.15
Poles	4
Full Load Speed	3500
Insulation Class	F
Temp Rise	80°C
NEMA Code Letter	J
Duty Cycle	S1 / Continuous
Slip	0.03%
NEMA Design	B
Moment of Inertia	0.0691 lb.ft.^2
Sound Pressure Level	73 dB(A)
Max Ambient Temperature	40°C
Max Elevation	1000 m.a.s.l (3300 f.a.s.l)
Mounting	F1
Base	C-Face Removable Base
Rotation	Clockwise
Standard	NEMA MG-1
Approvals	CSA, CE

EFFICIENCY/POWER FACTOR

LOAD	EFF	P. F.
100%	88.1 %	84.6
75%	88.3 %	78.5
50%	86.5 %	66.9

TORQUE

FULL LOAD	LRT	BDT
4.5 lb.ft.	430 %	450 %

AMPERAGE INFORMATION

	230V	460V
Full Load Amps	7.38	3.69
Locked Rotor Amps	89.1	44.55
No Load Current	3.54	1.77
Usable at 208V	8	

BEARING INFORMATION

DE Bearing	6203 2RS
ODE Bearing	6203 2RS

ADDITIONAL DATA

F2 Suitable	No
Shaft Material	AISI 420 Stainless
Connection Diagram	230 / 460 V - 9 Lead Y
Approximate Weight	38.8 lbs.

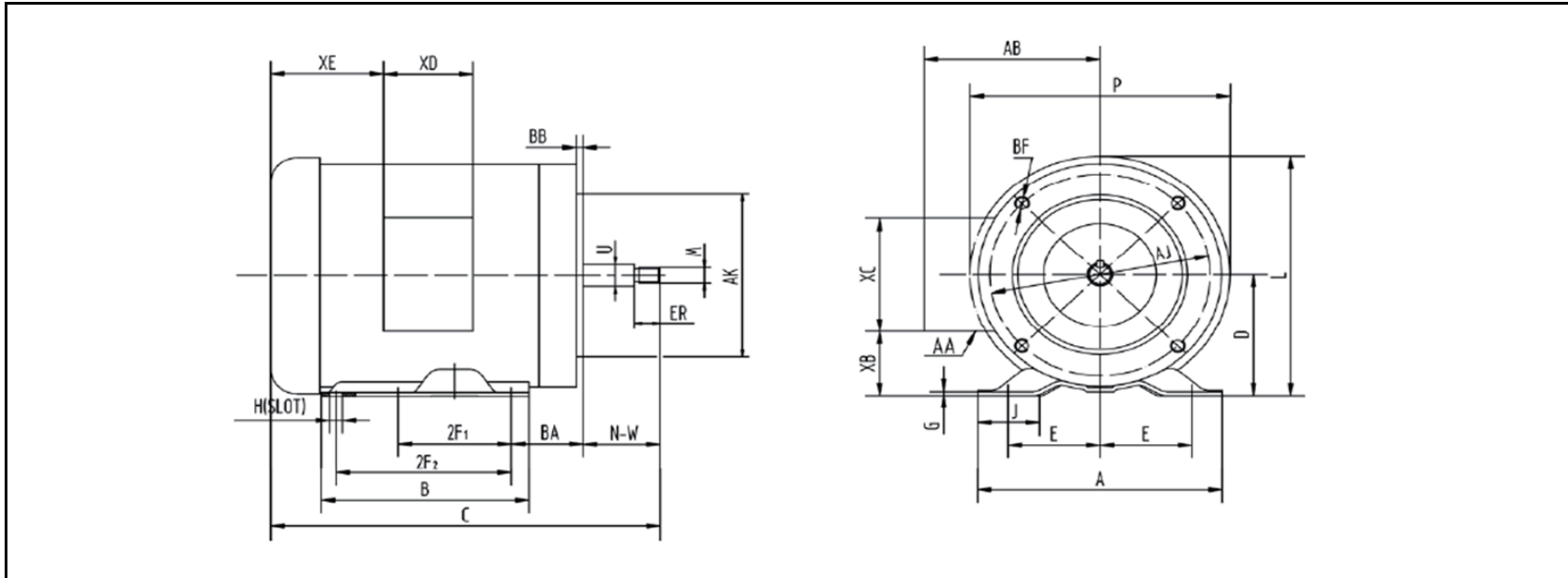
MOTOR DRAWING

Premium Efficiency Motor: **NATJE3-36-56JB**

WorldWide Electric Corporation

1 (800) 808-2131

Worldwideelectric.net



DIMENSION - INCHES

MOUNTING					A	B	C	D	G	J	L	P	AB
E	2F1	2F2	H	BA									
2.44	3	5	0.34	2.75	6.54	6.54	13.4	3.5	0.12	1.65	7.4	7.3	5.2

SHAFT & KEY			
ES	R	N-W	U
0.68	7/16-20	2.44	0.625

TERMINAL BOX				
AA	XB	XC	XD	XE
1/2 & 3/4	1.65	3.7	3.2	2.15

FLANGE				
AK	AJ	BF	BB	BC
N/A	N/A	N/A	N/A	N/A

PERFORMANCE CURVES

WorldWide Electric Corporation

1 (800) 808-2131

Worldwideelectric.net



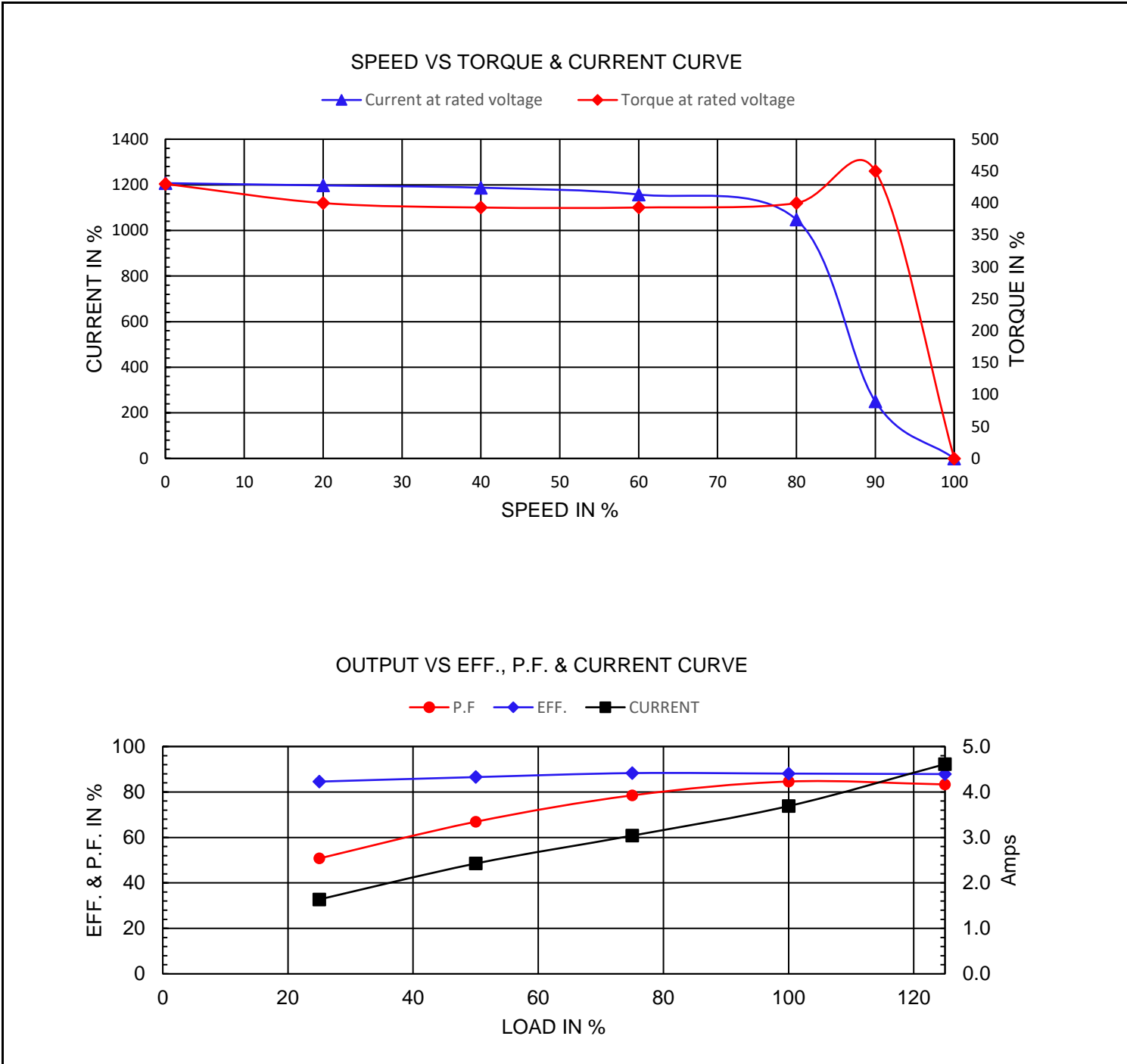
Premium Efficiency Motor:

NATJE3-36-56JB

Document Generated: 28-Feb-2023
 Document ID:

Customer:

Motor Type					
Output Rating (HP)	3		FL Speed	3500	
Full Load Torque	4.5 lb.ft		LRT (%FLT)	430	460 volt FLA 3.69
Rotor Wk ²	0.0691 lb-ft ²		BDT (%FLT)	450	230 volt FLA 7.38



NAMEPLATE / WIRING

Premium Efficiency Motor: **NATJE3-36-56JB**

WorldWide Electric Corporation

1 (800) 808-2131





Worldwideelectric.net



Document Generated: 28-Feb-2023
Document ID:

Customer:

SAMPLE NAMEPLATE DATA

		INDUSTRIAL DUTY FRACTIONAL MOTOR					GC315B
MODEL	FRAME			LOW VOLTAGE		HIGH VOLTAGE	
Hz	ENCL.			BLUE (T1) — LINE2	BLUE (T1) — LINE2	MADE IN CHINA	
HP	PH			BROWN (T7) — LINE1	WHITE (T2) — LINE1		
RPM	DUTY			WHITE (T2) — LINE1	ORANGE (T3) — LINE3		
VOLTS	CODE			RED (T8) — LINE3	YELLOW (T4) — INS		
AMPS	INS.			ORANGE (T3) — LINE3	BROWN (T7) — INS		
S. F.	DES.			YEL/BLA (T9) — LINE3	BLACK (T5) — INS		
NOM. EFF	% (60Hz)	DE/ODE BRG.		YELLOW (T4) — INS	RED (T8) — INS		
MAX. AMB.	LB/WT			BLACK (T5) — INS	GRAY (T6) — INS		
Date Code XX/XXXXX				GRAY (T6) — INS	YEL/BLA (T9) — INS		
SERIAL NO. XXXXXXXXXXXX		WorldWide Electric Corporation					

ACCEPTABLE FOR FIELD WIRING
THERMALLY PROTECTED : NONE

Model	NATJE3-36-56JB		Frame	56J
Hz	60 Hz	50Hz	Encl	TEFC
HP	3	2	PH	3
RPM	3500	2915	DUTY	CONT
Voltage	230/460	190/380	Code	J
Amps	7.38/3.69	6.32/3.16	Ins Cl	F
S.F.	1.15	1.15	Design	B
SFA.	--	0	LB/WT	38.8 lbs.
Nom.Eff.	88.1%		DE Brng	6203 2RS
IP	IP43		ODE Brng	6203 2RS
MAX. AMB	40°C			