

DATA SHEET

Premium Efficiency Motor: **NTJ34-36-56CB**

60 Hz

WorldWide Electric Corporation

1 (800) 808-2131

Worldwideelectric.net



Document Generated: 27-Feb-2023
Document ID:

Customer:

MOTOR INFORMATION	
HP	3/4
RPM	3600
Phase	1
Frequency	60 Hz
Voltage	115/230
Frame Size	56C
Enclosure	TEFC
Degree of Protection	IP43
Service Factor	1.15
Poles	2
Full Load Speed	3450
Insulation Class	F
Temp Rise	80°C
NEMA Code Letter	M
Duty Cycle	S1 / Continuous
Slip	4.17%
Max Ambient Temperature	40°C
Max Elevation	1000 m.a.s.l (3300 f.a.s.l)
Mounting	F1
Rotation	Clockwise
Mounting Type	C-Face with Removable Base
Standard	NEMA MG-1
Approvals	CSA, CE
Overload	Automatic Overload

EFFICIENCY/POWER FACTOR		
LOAD	EFF	P. F.
100%	66.8 %	81.4
75%	65.5 %	74.8
50%	60.3 %	64.0

TORQUE		
FULL LOAD	LRT	BDT
1.12 lb.ft.	130 %	220 %

AMPERAGE INFORMATION		
	115V	230V
Full Load Amps	9	4.5
Locked Rotor Amps	94.4	47.2
No Load Current	9.9	4.95

BEARING INFORMATION	
DE Bearing	6203 2RS
ODE Bearing	6203 2RS

CAPACITOR INFORMATION	
Start Capacitor	(1)150uF/165V
Run Capacitor	--

ADDITIONAL DATA	
F2 Suitable	No
Shaft Material	1045 Carbon Steel
Connection Diagram	115/230V - 6 Lead
Approximate Weight	25.5 lbs.

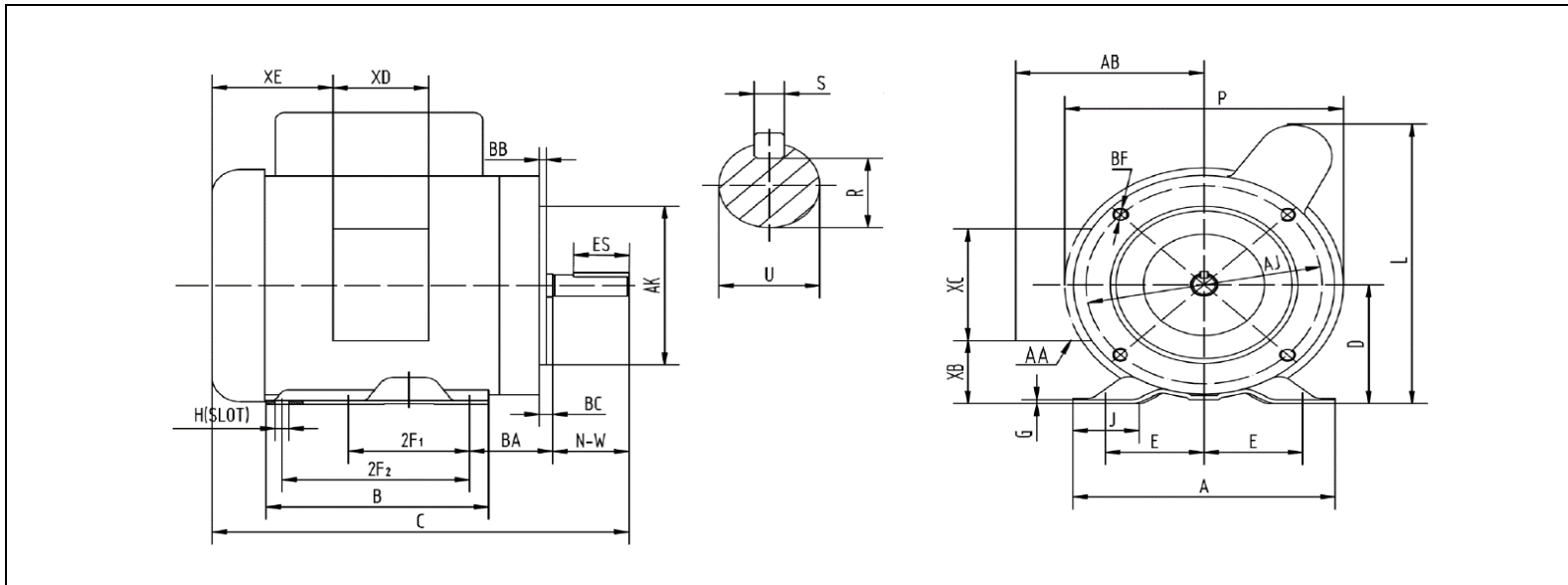
MOTOR DRAWING

Premium Efficiency Motor: **NTJ34-36-56CB**

WorldWide Electric Corporation

1 (800) 808-2131

Worldwideelectric.net



DIMENSION - INCHES

MOUNTING					A	B	C	D	G	L	P	AB	J
E	2F1	2F2	H	BA									
2.44	3	5	0.34	2.75	6.54	6.54	11.9	3.5	0.12	8.8	8.2	5.2	1.65

SHAFT & KEY				
R	ES	S	U	NW
0.517	1.41	0.188	0.625	1.88

TERMINAL BOX				
XB	XC	XD	XE	AA
1.65	3.7	3.2	2.15	1/2 & 3/4

FLANGE				
AK	AJ	BF	BB	BC
4.5	5.875	3/8-16	0.16	-0.19

NAMEPLATE / WIRING

Premium Efficiency Motor: **NTJ34-36-56CB**

WorldWide Electric Corporation




1 (800) 808-2131

Worldwideelectric.net



Document Generated: 27-Feb-2023	Customer:
Document ID:	

SAMPLE NAMEPLATE DATA

		INDUSTRIAL DUTY FRACTIONAL MOTOR				
MODEL	FRAME	LOW VOLTAGE		HIGH VOLTAGE		
Hz	ENCL.	BLACK (P1) — LINE1		BLACK (P1) — LINE1		
HP	PH	BROWN (P2) —		BROWN (P2) — INS		
RPM	DUTY	ORANGE (T3) —	INS	ORANGE (T3) —		
VOLTS	CODE	BLACK (T5) —		BLACK (T5) —	INS	
AMPS	INS.	WHITE (T2) —		WHITE (T2) —	INS	
S. F.	DES.	YELLOW (T4) —	LINE2	YELLOW (T4) —	LINE2	
SFA.	LB/WT	RED (T8) —		RED (T8) —	LINE2	
MAX. AMB.	DE/ODE BRG.	ACCEPTABLE FOR FIELD WIRING ROTATION CW-OPE TO REVERSE EITHER VOLTAGE INTERCHANGE BLACK (T5) AND RED (T8) LEADS THERMALLY PROTECTED : AUTOMATIC				MADE IN CHINA
SERIAL NO. XXXXXXXXXX Date Code XXX/XXXXX WorldWide Electric Corporation						

Model	NTJ34-36-56CB	Frame	56C
Hz	60 Hz	Encl	TEFC
HP	3/4	PH	1
RPM	3450	DUTY	CONT
Voltage	115/230	Code	M
Amps	9.0/4.5	Ins Cl	F
S.F.	1.15	IP	IP43
SFA.	9.8/4.9	DES.	N
DE Brng	6203 2RS	WT:	25.5 lbs.
ODE Brng	6203 2RS		