

DATA SHEET

Premium Efficiency Motor: **PEWWE450-36-L449TS-IB**

60 Hz

WorldWide Electric Corporation

1 (800) 808-2131

Worldwideelectric.net



Document Generated: 1-Feb-2024

Document ID:

Customer:

MOTOR INFORMATION

HP	450
RPM	3600
Phase	3
Frequency	60 Hz
Voltage	460V
Frame Size	L449TS
Enclosure	TEFC
Degree of Protection	IP55
Service Factor	1.15
Poles	2
Full Load Speed	3585
Insulation Class	F
Temp Rise	80°C
NEMA Code Letter	K
Duty Cycle	S1 / Continuous
Slip	0.42%
NEMA Design	A
Moment of Inertia	58 lb.ft.^2
Locked Rotor Time (Hot)	20 seconds
Sound Pressure Level	88 dB(A)
Number of Starts	2 Cold/ 1 Hot
Max Ambient Temperature	40°C
Max Elevation	1000 m.a.s.l (3300 f.a.s.l)
Mounting	F1
Rotation	Bi-Directional
Area of Classification	Class I, Division 2, Groups A, B, C, D
Inverter Rating	--
Standard	--
Approvals	--

EFFICIENCY/POWER FACTOR

LOAD	EFF	P. F.
100%	95.8 %	0.92
75%	96.0 %	0.91
50%	95.6 %	0.87

TORQUE

FULL LOAD	LRT	BDT
659 lb.ft.	200 %	400 %

AMPERAGE INFORMATION

	230V	460V
Full Load Amps	--A	478A
Locked Rotor Amps	--A	4580A
No Load Current	--A	110A
Usable at 208V	--A	

BEARING INFORMATION

DE Bearing	6314 C3
ODE Bearing	6314 M/C3
Grease Type	Mobil Polyrex EM
DE Regreasing Interval	1800 Hours
ODE Regreasing Interval	1800 Hours

ADDITIONAL DATA

F2 Suitable	Yes
Shaft Material	1045 Carbon Steel
Connection Diagram	460 V - 6 Lead Δ
Approximate Weight	3075 lbs.

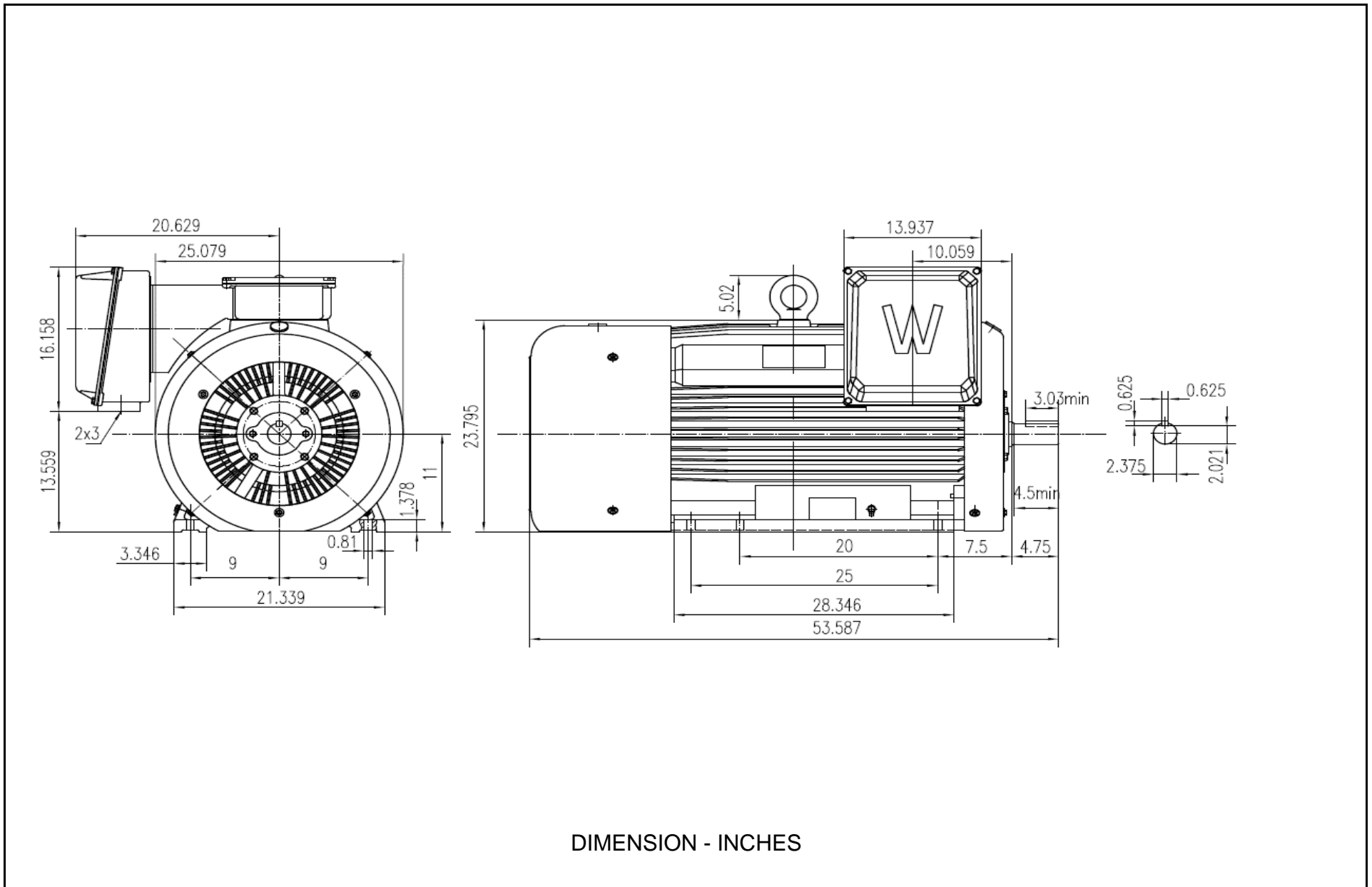
MOTOR DRAWING

Premium Efficiency Motor: **PEWWE450-36-L449TS-IB**

WorldWide Electric Corporation

1 (800) 808-2131

Worldwideelectric.net



DIMENSION - INCHES

PERFORMANCE CURVES

WorldWide Electric Corporation

1 (800) 808-2131

Worldwideelectric.net



Premium Efficiency Motor:

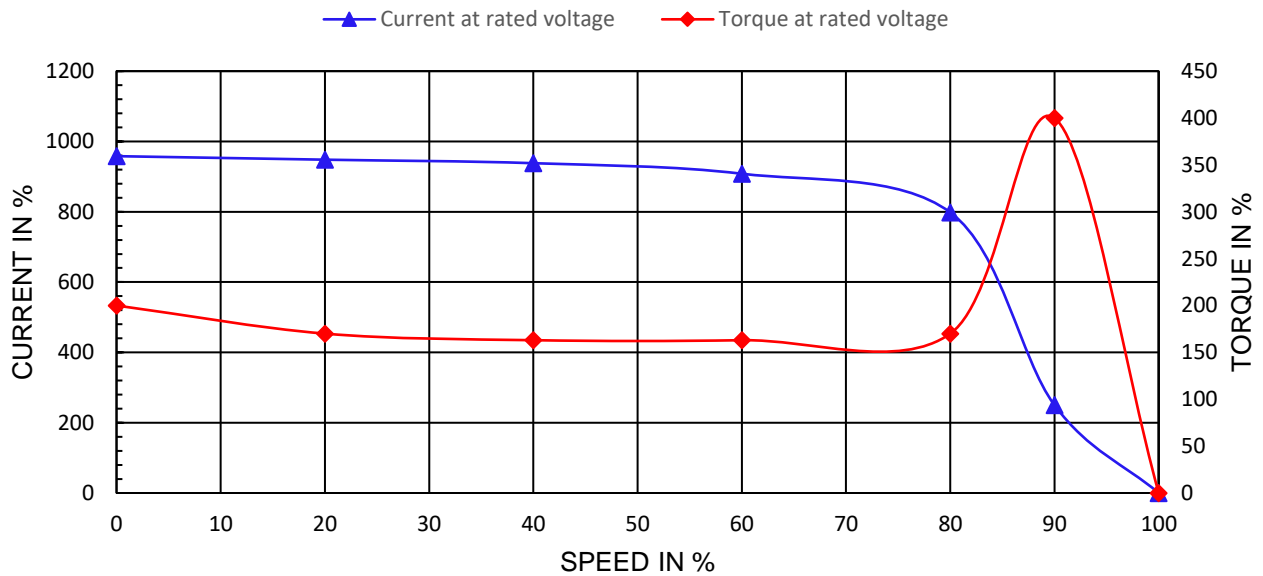
PEWWE450-36-L449TS-IB

Document Generated: 1-Feb-2024
Document ID:

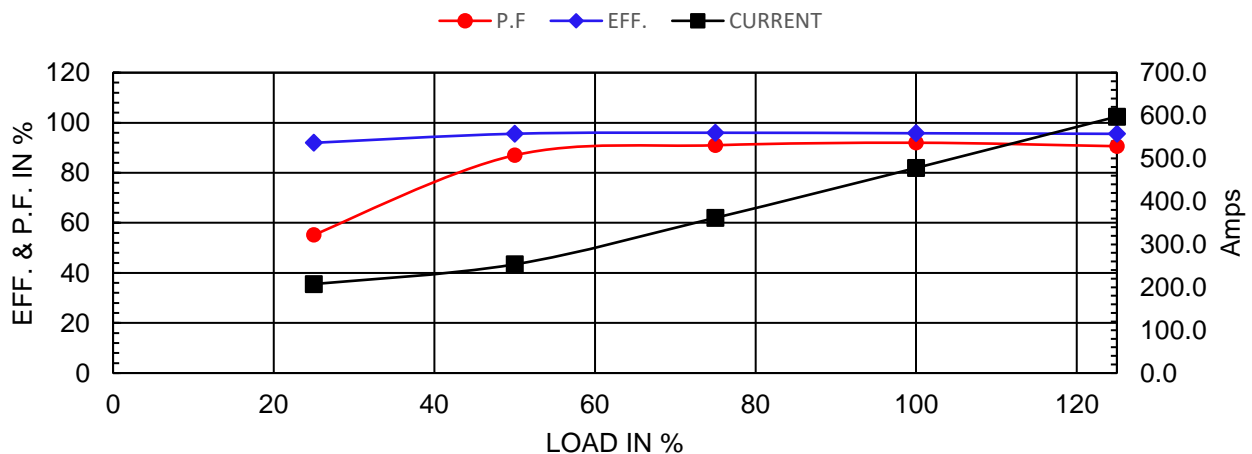
Customer:

Motor Type	PEWWE				
Output Rating (HP)	450	FL Speed	3585		
Full Load Torque	659 lb.ft	LRT (%FLT)	200	460 volt FLA	478 A
Rotor Wk ²	58 lb-ft ²	BDT (%FLT)	400	230 volt FLA	-- A

SPEED VS TORQUE & CURRENT CURVE



OUTPUT VS EFF., P.F. & CURRENT CURVE



NAMEPLATE / WIRING

WorldWide Electric Corporation

1 (800) 808-2131

Worldwideelectric.net



Premium Efficiency Motor:

PEWWE450-36-L449TS-IB

Document Generated: 1-Feb-2024
Document ID:

Customer:

SAMPLE NAMEPLATE DATA

		NEMA Premium		3-PHASE INDUCTION MOTOR		259277 	CE CC006A
Model				Ser No.			
HP		S.F.		IP		Encl	
Frame		P.F.		Code		Type	
Voltage		Hz		Ins Cl		Rating	°C Amb Cont
Amps		RPM		Design		Date	
Nom.Eff.	FL	% 3/4	%	V			
Class I DIV. 2 Groups A B C D				Amb.40°C			
DE Brng				Grease type: LGHP 2 (compatible with polyrex)			
ODE Brng							
WorldWide Electric Corporation							

Connection

6	4	5
1	2	3
L1	L2	L3

Model	PEWWE450-36-L449TS-IB						
HP	450	S.F.	1.15	IP	IP55	Encl	TEFC
Frame	L449TS	P.F.	0.92	Code	K	Type	
Voltage	460V	Hz	60 Hz	Ins Cl	F	Ambient	40°C
Amps	478	RPM	3585	Design	A	DE Brng 6314 C3	
Nom.Eff.	FL	95.8%	3/4	96.0%	ODE Brng 6314 M/C3		
Class I, Division 2, Groups A, B, C, D						Grease type: Mobil Polyrex EM	