

# DATA SHEET

Premium Efficiency Motor: **SSPE3-18-145TCRD,**

**60 Hz**

WorldWide Electric Corporation

1 (800) 808-2131

Worldwideelectric.net



Document Generated: 22-Feb-2023  
Document ID:

Customer:

MOTOR INFORMATION	
HP	3
RPM	1800
Phase	3
Frequency	60
Voltage	230/460
Frame Size	145TC
Enclosure	TEFC
Degree of Protection	IP69K
Service Factor	1.15
Poles	4
Full Load Speed	1750
Insulation Class	F
Temp Rise	80°C
NEMA Code Letter	K
Duty Cycle	S1
Slip	2.78%
NEMA Design	B
Moment of Inertia	0.253 lb.ft.^2
Locked Rotor Time (Hot)	12 seconds
Sound Pressure Level	64 dB(A)
Number of Starts	12
Max Ambient Temperature	40° C
Max Elevation	1000 m.a.s.l (3300 f.a.s.l)
Mounting	F1
Rotation	Bidirectional
Area of Classification	Div.2 Class I, Gr. A,B,C&D T2B
Inverter Rating	10:1 CT/20:1 VT
Standard	NEMA MG1, UL1004
Approvals	CSA,UL,CE

EFFICIENCY/POWER FACTOR		
LOAD	EFF	P. F.
100%	89.5 %	0.8
75%	89.6 %	0.74
50%	88.2 %	0.6

TORQUE		
FULL LOAD	LRT	BDT
8.8 lb.ft.	270 %	310 %

AMPERAGE INFORMATION		
	230V	460V
Full Load Amps	8.2	4.1
Locked Rotor Amps	64	32
No Load Current	4	2
Usable at 208V		9

BEARING INFORMATION	
DE Bearing	6308 2RS
ODE Bearing	6306 2RS
Grease Type	Mobil Polyrex EM

ADDITIONAL DATA	
F2 Suitable	No
Shaft Material	304 Stainless Steel
Connection Diagram	9 Lead 2Y/Y
Approximate Weight	65 lbs.

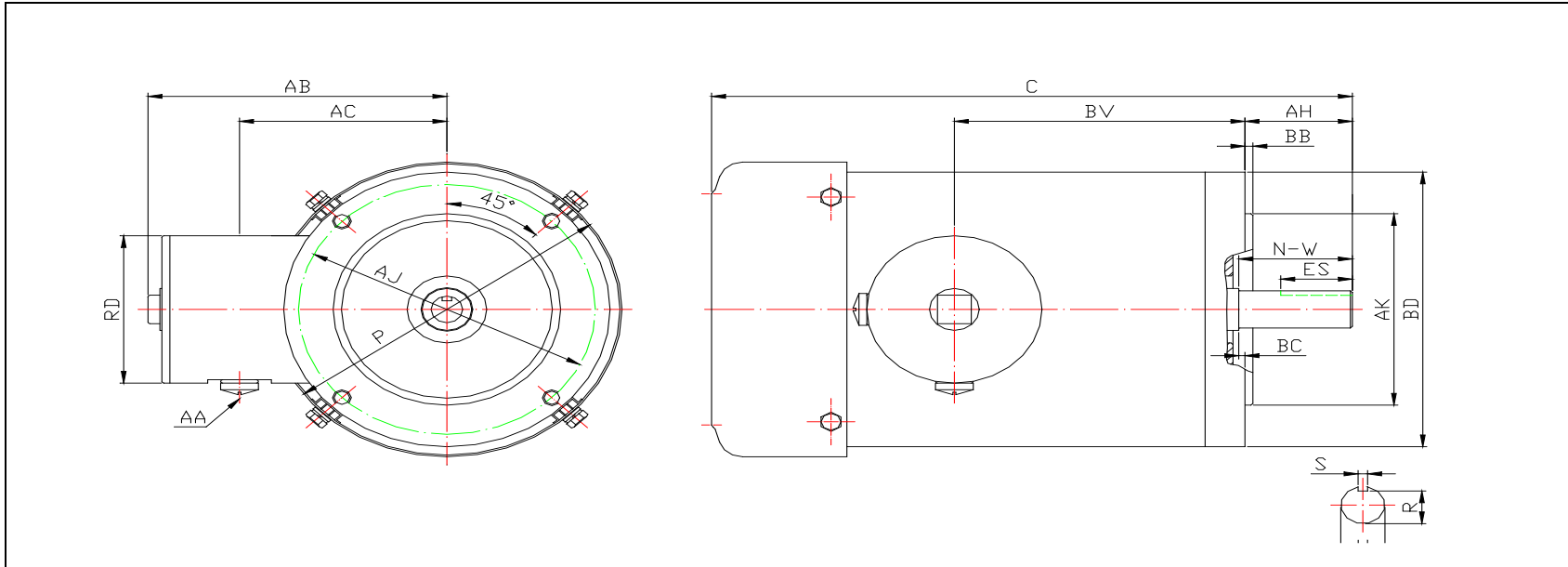
# MOTOR DRAWING

Premium Efficiency Motor: **SSPE3-18-145TCRD**

WorldWide Electric Corporation

1 (800) 808-2131

Worldwideelectric.net



## DIMENSION - INCHES

FLANGE MOUNTING						C	P	T	AB
AK	BD	AJ	BF	BB	BC				
4.5	6.45	5.875	4*3/8-16	0.16	0.12	12.63	6.95	N/A	5.95

SHAFT & KEY					
S	ES	R	N-W	U	AH
0.188	1.41	0.771	1.88	0.875	2.12

TERMINAL BOX				
AA	AB	AC	RD	BV
1/2 NPT	5.95	4.5	3.45	4.75

# PERFORMANCE CURVES

Premium Efficiency Motor:

**SSPE3-18-145TCRD**

WorldWide Electric Corporation

1 (800) 808-2131

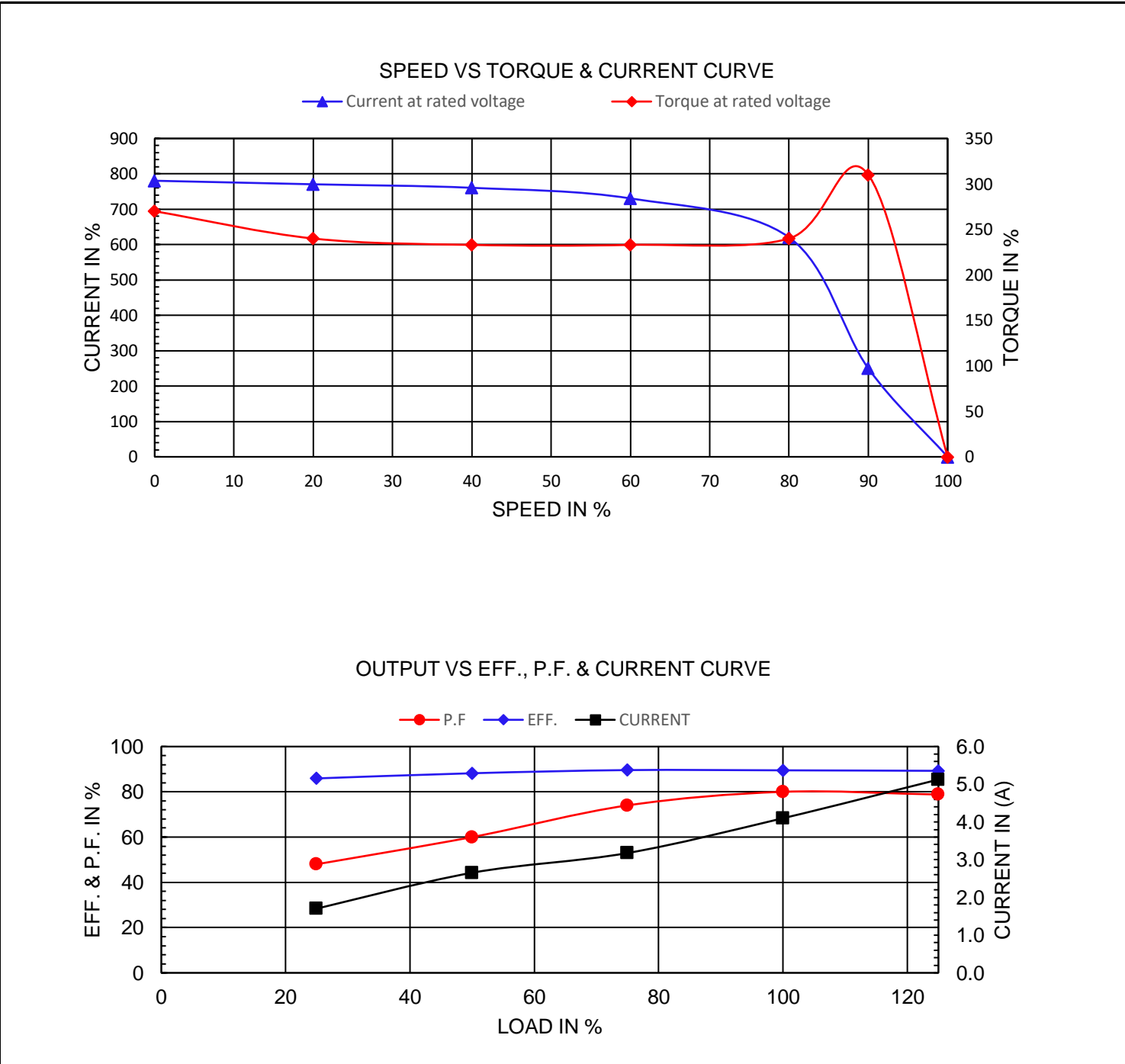
Worldwideelectric.net



Document Generated: 31-Jan-2023  
Document ID:

Customer:

Motor Type	SSPE				
Output Rating (HP)	3	FL Speed	1750		
Full Load Torque	8.8 lb.ft	LRT (%FLT)	270	460 volt FLA	4.1
Rotor Wk <sup>2</sup>	0.253 lb-ft <sup>2</sup>	BDT (%FLT)	310	230 volt FLA	8.2



# NAMEPLATE / WIRING

Premium Efficiency Motor:

**SSPE3-18-145TCRD**

WorldWide Electric Corporation

1 (800) 808-2131



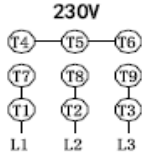
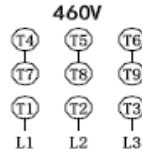




Worldwideelectric.net



Document Generated: 31-Jan-2023  
Document ID:

Customer:

## SAMPLE NAMEPLATE DATA

		<b>THREE PHASE AC INDUCTION MOTOR</b> <b>INVERTER DUTY 20:1 VT 10:1 CT</b>							
Model		FRAME		IP 69K	LB/WT		<b>230V</b> 		
Hz 60	S. F. 1.15	Hz 50	S. F. 1.15	ENCL. TEFC	AMB. 40°C				
HP	RPM	HP	RPM	DUTY CONT	INS. F				
VOLTS 230/460		VOLTS 190/380		NEMA DES. B			<b>460V</b> 		
AMP		AMP		BRG DE					
CODE	P. F.	CODE	P. F.	BRG ODE					
EFF	MIN	IE3 -		NO.					
									

Model	SSPE3-18-145TCRD			FRAME	145TC	LB/WT	65 lbs.	
Hz	60	S.F.	1.15	Hz	50	S.F.	1.15	
HP	3	RPM	1750	HP	2	RPM	1470	
VOLTS	230/460			VOLTS	190/380			
AMPS	8.2/4.1			AMPS	6.6/3.3			
CODE	K	P.F.	0.8	CODE	L	P.F.	0.78	
EFF	89.5%	MIN	88.2%	IE3 -	85.3%			
BRG DE	6308 2RS							
BRG ODE	6306 2RS							