

# DATA SHEET

Premium Efficiency Motor: **SSPENV1-18-56CRD,**

**60 Hz**

WorldWide Electric Corporation

1 (800) 808-2131

Worldwideelectric.net



Document Generated: 22-Feb-2023  
Document ID:

Customer:

MOTOR INFORMATION	
HP	1
RPM	1800
Phase	3
Frequency	60
Voltage	230/460
Frame Size	56C
Enclosure	TENV
Degree of Protection	IP69K
Service Factor	1.15
Poles	4
Full Load Speed	1755
Insulation Class	F
Temp Rise	80°C
NEMA Code Letter	N
Duty Cycle	S1
Slip	2.50%
NEMA Design	B
Moment of Inertia	0.138 lb.ft.^2
Locked Rotor Time (Hot)	12 seconds
Sound Pressure Level	59 dB(A)
Number of Starts	12
Max Ambient Temperature	40° C
Max Elevation	1000 m.a.s.l (3300 f.a.s.l)
Mounting	F1
Rotation	Bidirectional
Area of Classification	Div.2 Class I, Gr. A,B,C&D T2B
Inverter Rating	10:1 CT/20:1 VT
Standard	NEMA MG1, UL1004
Approvals	CSA,UL,CE

EFFICIENCY/POWER FACTOR		
LOAD	EFF	P. F.
100%	85.5 %	0.74
75%	83.0 %	0.66
50%	78.0 %	0.53

TORQUE		
FULL LOAD	LRT	BDT
3 lb.ft.	300 %	400 %

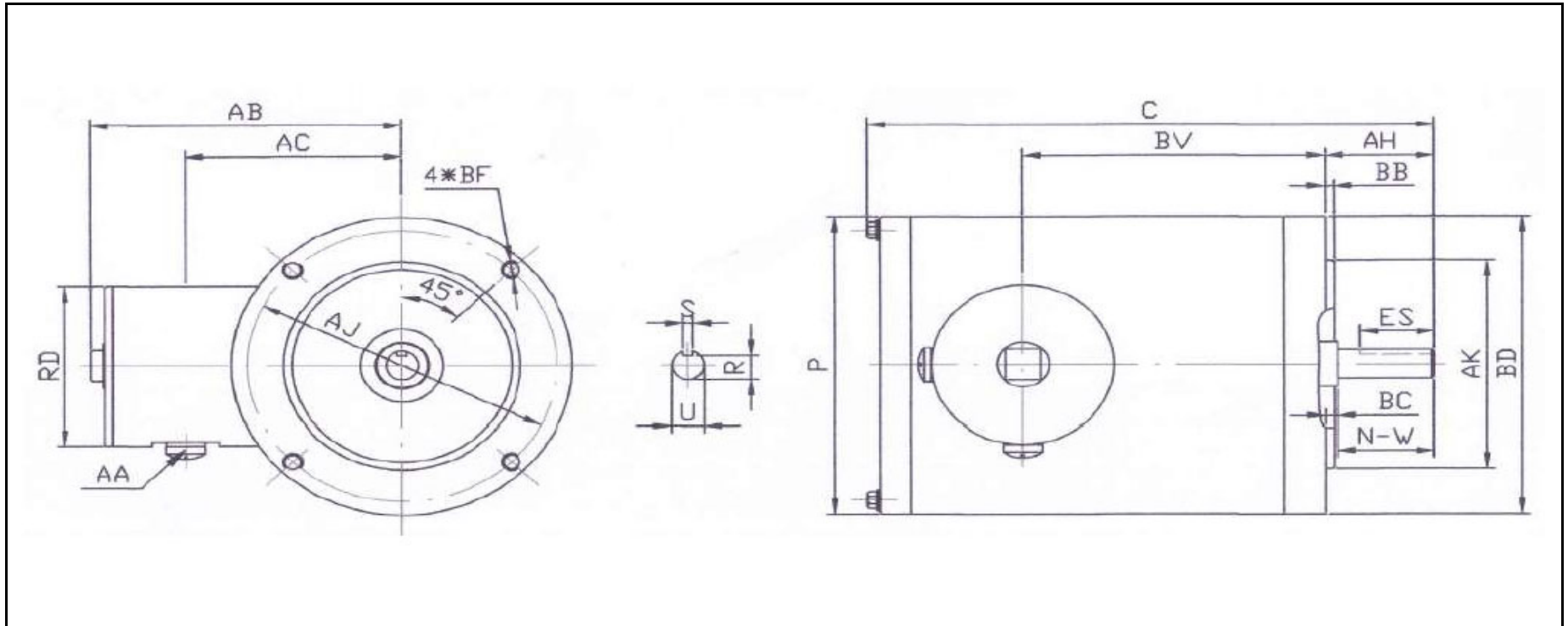
AMPERAGE INFORMATION		
	230V	460V
Full Load Amps	3.1	1.55
Locked Rotor Amps	30	15
No Load Current	2	1
Usable at 208V		3

BEARING INFORMATION	
DE Bearing	6205 2RS
ODE Bearing	6205 2RS
Grease Type	Mobil Polyrex EM

ADDITIONAL DATA	
F2 Suitable	No
Shaft Material	304 Stainless Steel
Connection Diagram	9 Lead 2Y/Y
Approximate Weight	42 lbs.

# WORLDWIDE ELECTRIC MOTOR DRAWING

## SSPENV-56CRD (3/4, 1 HP)



### DIMENSIONS - INCHES

FLANGE MOUNTING						C	P	AB
AK	BD	AJ	BF	BB	BC			
4.5	6.45	5.875	(4) 3/8-16	0.16	-0.19	10.78	6.45	5.95

SHAFT & KEY					
S	ES	R	N-W	U	AH
0.188	1.41	0.517	1.88	0.625	2.06

TERMINAL BOX			
AA	AC	RD	BV
1/2" NPT	4.5	3.45	5.75

# PERFORMANCE CURVES

Premium Efficiency Motor:

**SSPENV1-18-56CRD**

WorldWide Electric Corporation

1 (800) 808-2131

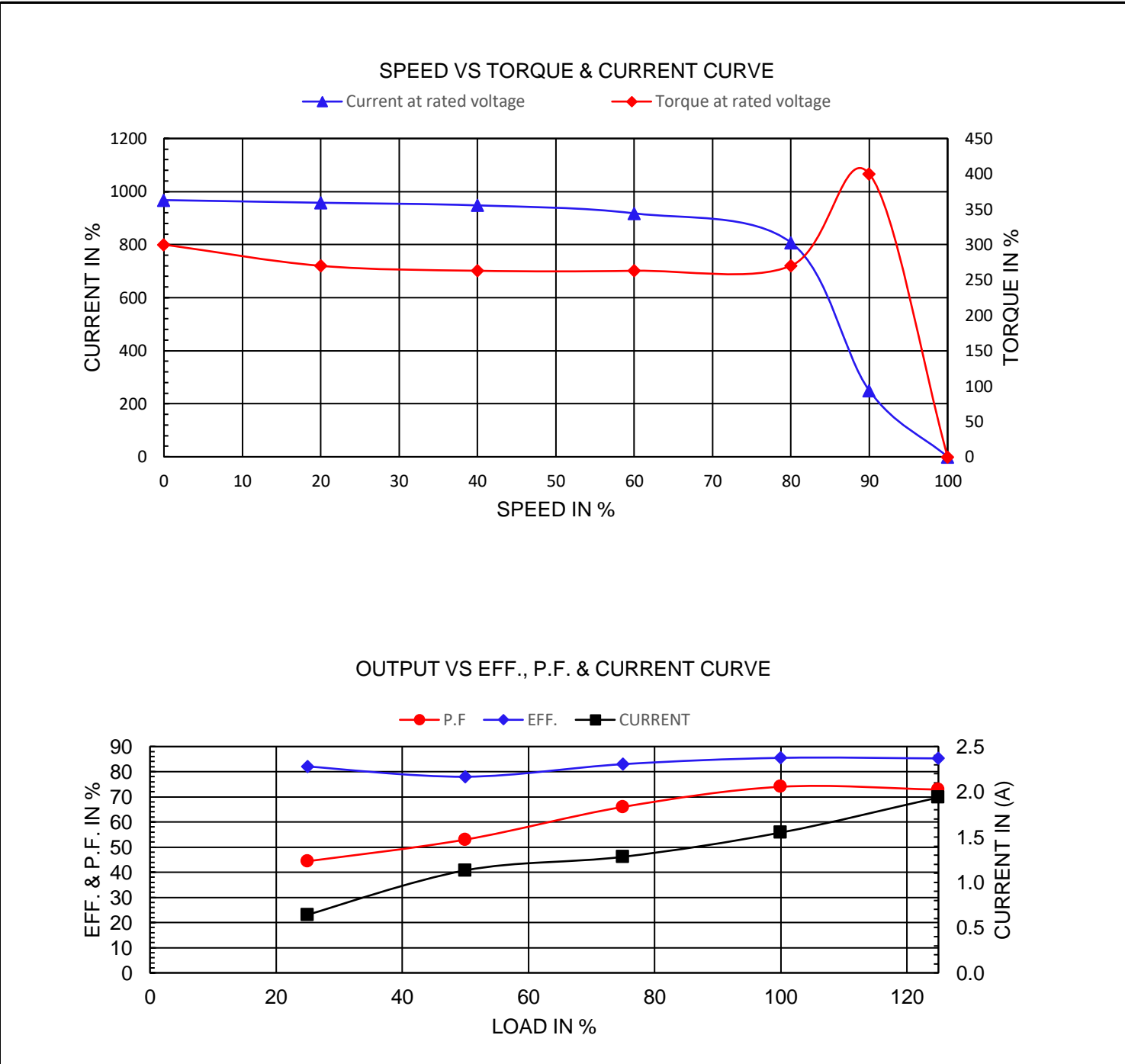
Worldwideelectric.net



Document Generated: 15-Feb-2023  
Document ID:

Customer:

Motor Type	SSPE				
Output Rating (HP)	1	FL Speed	1755		
Full Load Torque	3 lb.ft	LRT (%FLT)	300	460 volt FLA	1.55
Rotor Wk <sup>2</sup>	0.138 lb-ft <sup>2</sup>	BDT (%FLT)	400	230 volt FLA	3.1



# NAMEPLATE / WIRING

Premium Efficiency Motor:

**SSPENV1-18-56CRD**

WorldWide Electric Corporation

1 (800) 808-2131



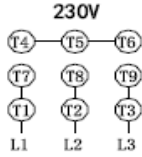
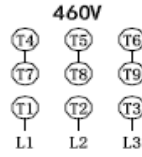




Worldwideelectric.net



Document Generated: 15-Feb-2023  
Document ID:

Customer:

## SAMPLE NAMEPLATE DATA

		<b>THREE PHASE AC INDUCTION MOTOR</b> <b>INVERTER DUTY 20:1 VT 10:1 CT</b>							
Model		FRAME		IP 69K	LB/WT				
Hz 60	S. F. 1.15	Hz 50	S. F. 1.15	ENCL. TEFC	AMB. 40°C				
HP	RPM	HP	RPM	DUTY CONT	INS. F				
VOLTS 230/460		VOLTS 190/380		NEMA DES. B					
AMP		AMP		BRG DE					
CODE	P. F.	CODE	P. F.	BRG ODE					
EFF	MIN	IE3 -		NO.					
									

Model	SSPENV1-18-56CRD			FRAME	56C	LB/WT	42 lbs.
Hz	60	S.F.	1.15	Hz	50	S.F.	1.15
HP	1	RPM	1755	HP	3/4	RPM	1460
VOLTS	230/460			VOLTS	190/380		
AMPS	3.1/1.55			AMPS	2.8/1.4		
CODE	N	P.F.	0.74	CODE	N	P.F.	0.74
EFF	85.5%	MIN	78%	IE3 -	80.8%		
BRG DE	6205 2RS						
BRG ODE	6205 2RS						