

# DATA SHEET

Premium Efficiency Motor: **SSPENV34-18-56CRD,**

**60 Hz**

WorldWide Electric Corporation

1 (800) 808-2131

Worldwideelectric.net



Document Generated: 22-Feb-2023  
Document ID:

Customer:

| MOTOR INFORMATION       |                                |
|-------------------------|--------------------------------|
| HP                      | 3/4                            |
| RPM                     | 1800                           |
| Phase                   | 3                              |
| Frequency               | 60                             |
| Voltage                 | 230/460                        |
| Frame Size              | 56C                            |
| Enclosure               | TENV                           |
| Degree of Protection    | IP69K                          |
| Service Factor          | 1.15                           |
| Poles                   | 4                              |
| Full Load Speed         | 1765                           |
| Insulation Class        | F                              |
| Temp Rise               | 80°C                           |
| NEMA Code Letter        | P                              |
| Duty Cycle              | S1                             |
| Slip                    | 1.94%                          |
| NEMA Design             | B                              |
| Moment of Inertia       | 0.084 lb.ft.^2                 |
| Locked Rotor Time (Hot) | 12 seconds                     |
| Sound Pressure Level    | 58 dB(A)                       |
| Number of Starts        | 12                             |
| Max Ambient Temperature | 40° C                          |
| Max Elevation           | 1000 m.a.s.l (3300 f.a.s.l)    |
| Mounting                | F1                             |
| Rotation                | Bidirectional                  |
| Area of Classification  | Div.2 Class I, Gr. A,B,C&D T2B |
| Inverter Rating         | 10:1 CT/20:1 VT                |
| Standard                | NEMA MG1, UL1004               |
| Approvals               | CSA,UL,CE                      |

| EFFICIENCY/POWER FACTOR |        |       |
|-------------------------|--------|-------|
| LOAD                    | EFF    | P. F. |
| 100%                    | 81.5 % | 0.63  |
| 75%                     | 78.0 % | 0.55  |
| 50%                     | 73.0 % | 0.45  |

| TORQUE     |       |       |
|------------|-------|-------|
| FULL LOAD  | LRT   | BDT   |
| 2.2 lb.ft. | 300 % | 380 % |

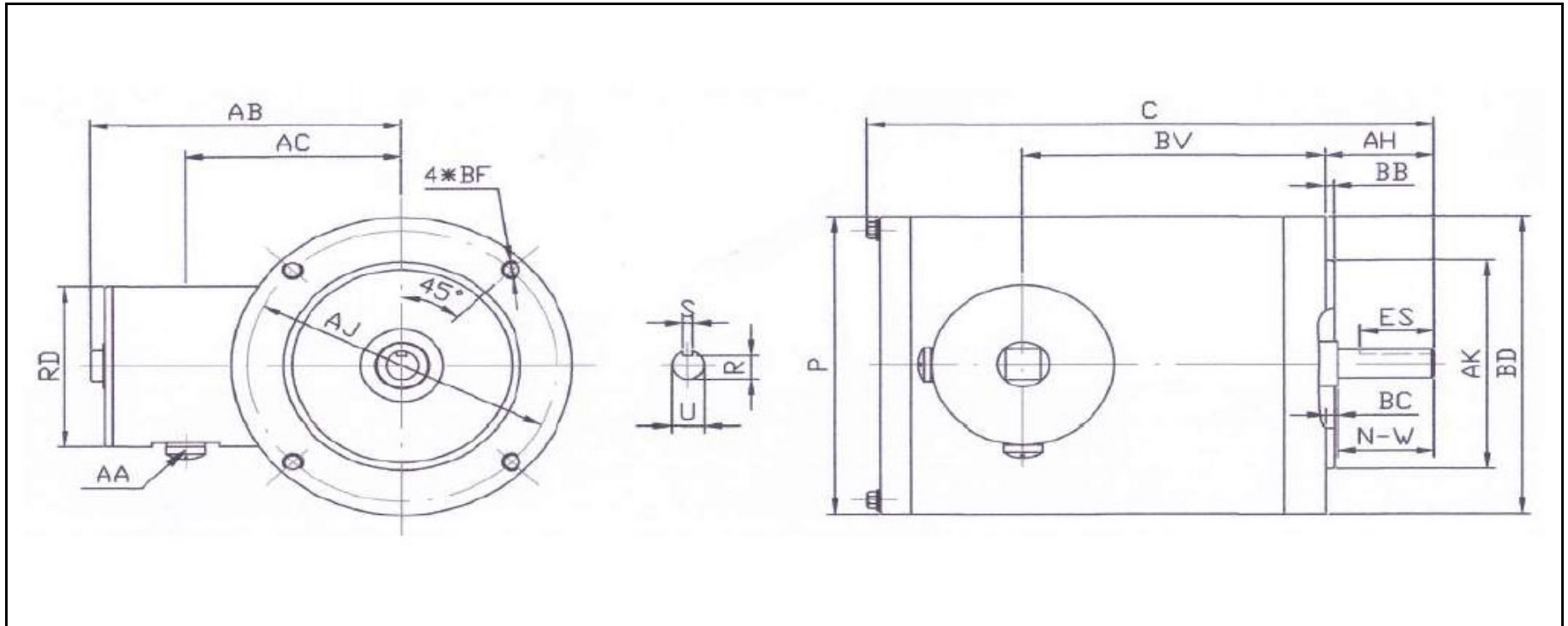
| AMPERAGE INFORMATION |      |      |
|----------------------|------|------|
|                      | 230V | 460V |
| Full Load Amps       | 2.8  | 1.4  |
| Locked Rotor Amps    | 25   | 12.5 |
| No Load Current      | 2.2  | 1.1  |
| Usable at 208V       |      | 3    |

| BEARING INFORMATION |                  |
|---------------------|------------------|
| DE Bearing          | 6205 2RS         |
| ODE Bearing         | 6205 2RS         |
| Grease Type         | Mobil Polyrex EM |

| ADDITIONAL DATA    |                     |
|--------------------|---------------------|
| F2 Suitable        | No                  |
| Shaft Material     | 304 Stainless Steel |
| Connection Diagram | 9 Lead 2Y/Y         |
| Approximate Weight | 33 lbs.             |

# WORLDWIDE ELECTRIC MOTOR DRAWING

## SSPENV-56CRD (3/4, 1 HP)



### DIMENSIONS - INCHES

| FLANGE MOUNTING |      |       |            |      |       | C     | P    | AB   |
|-----------------|------|-------|------------|------|-------|-------|------|------|
| AK              | BD   | AJ    | BF         | BB   | BC    |       |      |      |
| 4.5             | 6.45 | 5.875 | (4) 3/8-16 | 0.16 | -0.19 | 10.78 | 6.45 | 5.95 |

| SHAFT & KEY |      |       |      |       |      |
|-------------|------|-------|------|-------|------|
| S           | ES   | R     | N-W  | U     | AH   |
| 0.188       | 1.41 | 0.517 | 1.88 | 0.625 | 2.06 |

| TERMINAL BOX |     |      |      |
|--------------|-----|------|------|
| AA           | AC  | RD   | BV   |
| 1/2" NPT     | 4.5 | 3.45 | 5.75 |

# PERFORMANCE CURVES

WorldWide Electric Corporation

1 (800) 808-2131

Worldwideelectric.net



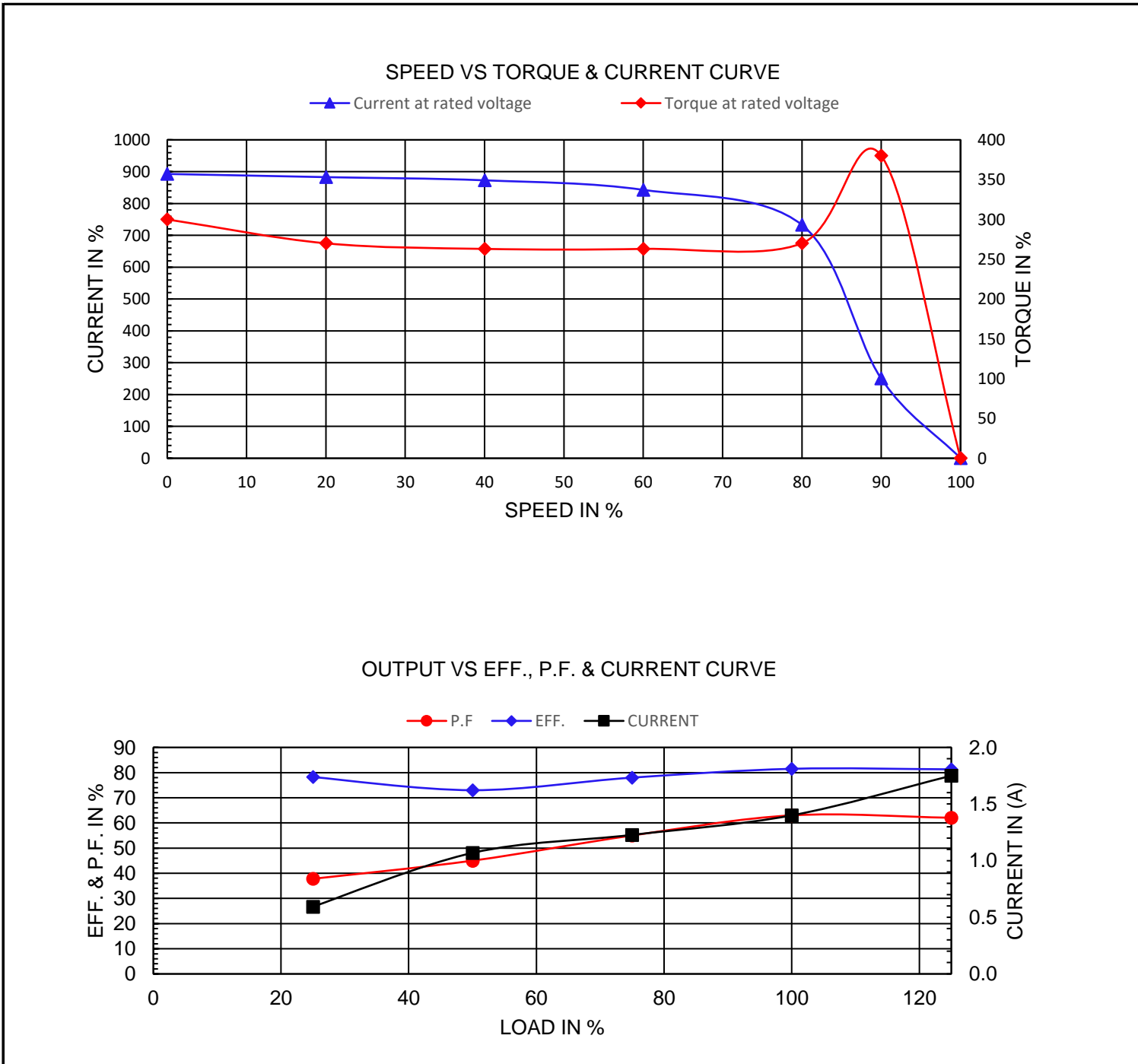
Premium Efficiency Motor:

**SSPENV34-18-56CRD**

Document Generated: 16-Feb-2023  
Document ID:

Customer:

|                       |                          |            |      |              |     |
|-----------------------|--------------------------|------------|------|--------------|-----|
| Motor Type            | SSPE                     |            |      |              |     |
| Output Rating (HP)    | 3/4                      | FL Speed   | 1765 |              |     |
| Full Load Torque      | 2.2 lb.ft                | LRT (%FLT) | 300  | 460 volt FLA | 1.4 |
| Rotor Wk <sup>2</sup> | 0.084 lb-ft <sup>2</sup> | BDT (%FLT) | 380  | 230 volt FLA | 2.8 |



# NAMEPLATE / WIRING

Premium Efficiency Motor:

**SSPENV34-18-56CRD**

WorldWide Electric Corporation

1 (800) 808-2131



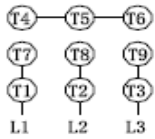


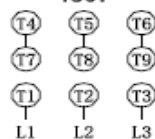


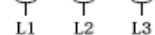




Worldwideelectric.net



Document Generated: 16-Feb-2023  
Document ID:

Customer:

## SAMPLE NAMEPLATE DATA

|   |            |   |            |   |           |   |   |  |  |
|---|------------|---|------------|---|-----------|---|---|--|--|
|    |            | <b>THREE PHASE AC INDUCTION MOTOR</b><br><b>INVERTER DUTY 20:1 VT 10:1 CT</b>       |            |   |           |    |   |  |  |
|   |            |   |            |   |           |   |   |  |  |
| Model .   |            | FRAME   |            | IP 69K  | LB/WT     |   | <b>230V</b><br>  |  |  |
| Hz 60   | S. F. 1.15 | Hz 50   | S. F. 1.15 | ENCL. TEFC  | AMB. 40°C |   |                  |  |  |
| HP  | RPM        | HP  | RPM        | DUTY CONT   | INS. F    |   |                  |  |  |
| VOLTS 230/460   |            | VOLTS 190/380   |            | NEMA DES. B   |           |   | <b>460V</b><br> |  |  |
| AMP   |            | AMP   |            | BRG DE  |           |   |                  |  |  |
| CODE  | P. F.      | CODE  | P. F.      | BRG ODE   |           |   |                  |  |  |
| EFF   | MIN        | IE3 -   |            | NO.   |           |   |                |  |  |
|  |            |  |            |  |           |  |   |  |  |

|         |                   |      |      |       |         |       |         |
|---------|-------------------|------|------|-------|---------|-------|---------|
| Model   | SSPENV34-18-56CRD |      |      | FRAME | 56C     | LB/WT | 33 lbs. |
| Hz      | 60                | S.F. | 1.15 | Hz    | 50      | S.F.  | 1.15    |
| HP      | 3/4               | RPM  | 1765 | HP    | 1/2     | RPM   | 1460    |
| VOLTS   | 230/460           |      |      | VOLTS | 190/380 |       |         |
| AMPS    | 2.8/1.4           |      |      | AMPS  | 1.8/0.9 |       |         |
| CODE    | P                 | P.F. | 0.63 | CODE  | N       | P.F.  | 0.80    |
| EFF     | 81.5%             | MIN  | 73%  | IE3 - | 77.3%   |       |         |
| BRG DE  | 6205 2RS          |      |      |       |         |       |         |
| BRG ODE | 6205 2RS          |      |      |       |         |       |         |