

DATA SHEET

Premium Efficiency Motor: **WPEVHS400-18-460-5008P-DB-20, 60 Hz**

WorldWide Electric Corporation

1 (800) 808-2131

Worldwideelectric.net



Document Generated: 11-May-2022
Document ID:

Customer:

MOTOR INFORMATION	
HP	400
RPM	1800
Phase	3
Frequency	60 Hz
Voltage	460
Frame Size	5008P
Enclosure	ODP - WPI
Degree of Protection	IP23
Service Factor	1.15
Poles	4
Full Load Speed	1790
Insulation Class	F
Temp Rise	80°C
NEMA Code Letter	G
Duty Cycle	S1 / Continuous
Slip	0.56%
NEMA Design	B
Moment of Inertia	176 lb.ft.^2
Locked Rotor Time (Hot)	67 seconds
Sound Pressure Level	100 dB(A)
Number of Starts	3 Cold / 2 Hot
Max Ambient Temperature	40°C
Max Elevation	1000 m.a.s.l (3300 f.a.s.l)
Mounting	V1
Rotation	CCW - with Anti-Reverese Ratchet
Area of Classification	Safe
Inverter Rating	10:1 VT
Standard	NEMA MG-1
Approvals	CSA

EFFICIENCY/POWER FACTOR		
LOAD	EFF	P. F.
100%	95.8 %	0.9
75%	95.8 %	0.88
50%	95.2 %	0.86

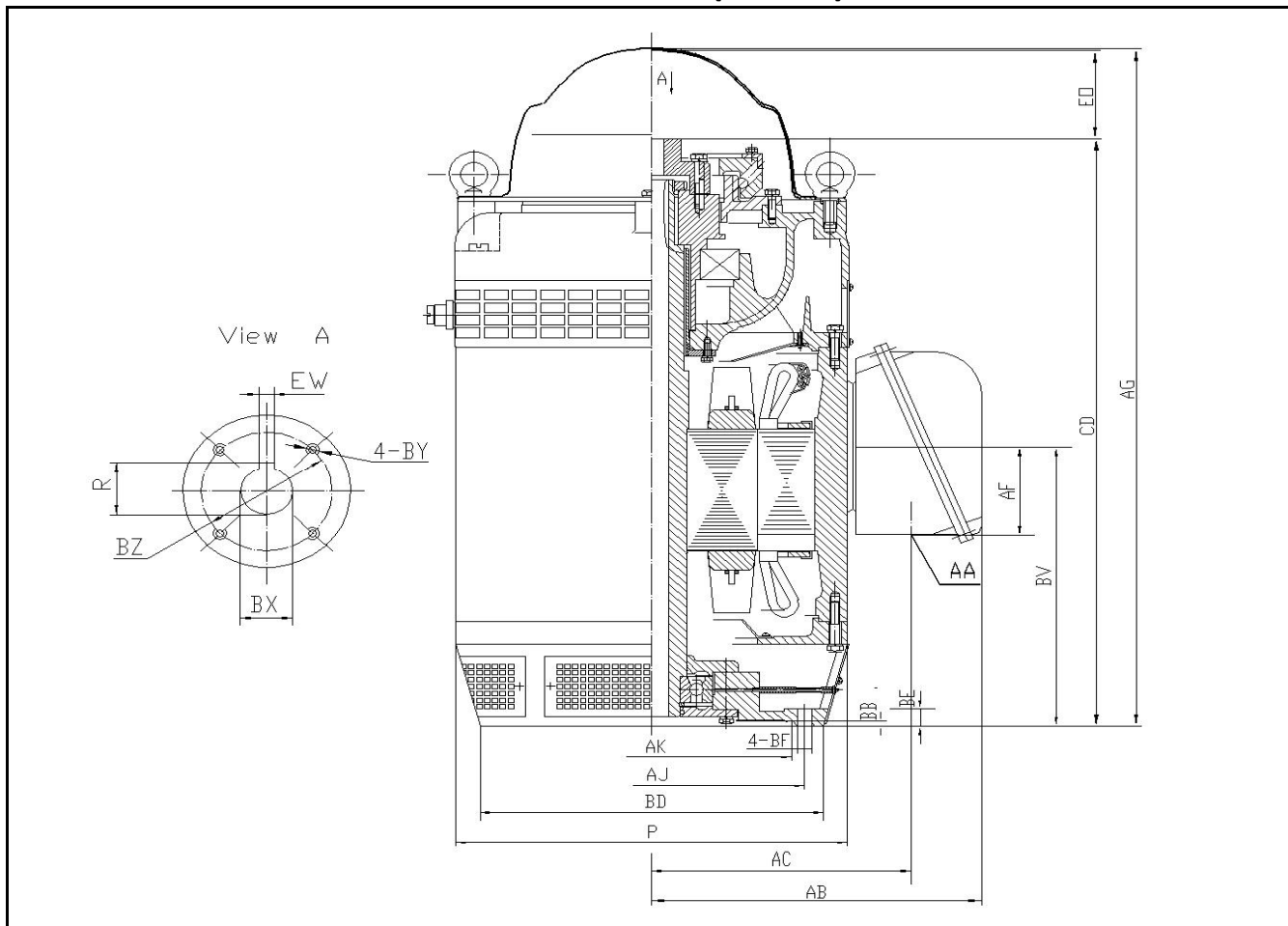
TORQUE		
FULL LOAD	LRT	BDT
1168 lb.ft.	164 %	220 %

AMPERAGE INFORMATION		
	230V	460V
Full Load Amps	-A	437A
Locked Rotor Amps	-A	2840A
No Load Current	-A	97.2A

BEARING INFORMATION	
Lower (DE) Bearing	6322-C3
Upper (ODE) Bearing	7236B/DT
DE Lubrication Type	Mobil Polyrex EM
ODE Lubrication Type	ISO VC 32 Oil
DE Regreasing Interval	3800 Hours
ODE Regreasing Interval	3800 Hours
Lubrication Quantity	140g / 11.08qt

ADDITIONAL DATA	
Down Thrust	24000 lbs
Shaft Material	45 Carbon Steel
Connection Diagram	12 Lead Δ
Approximate Weight	4149 lbs.

5008P - 20 BD (400HP)



DIMENSIONS - INCHES

COUPLING - STANDARD BORE				
BX	EW	R	BY	BZ
1-15/16	1/2	2.162	1/4-20	2-1/2

OVERALL			
P	AB	AG	BV
28.98	27.38	61.98	25.29

BASE						
AJ	AK	BB	BD	BF	EO	BE
14.75	13.5	0.25	24.5	4 * 0.69	8.1	0.79

CD	AC	AF	AA
53.88	21.54	7.87	2 X 3 NPT

PERFORMANCE CURVES

WorldWide Electric Corporation

1 (800) 808-2131

Worldwideelectric.net



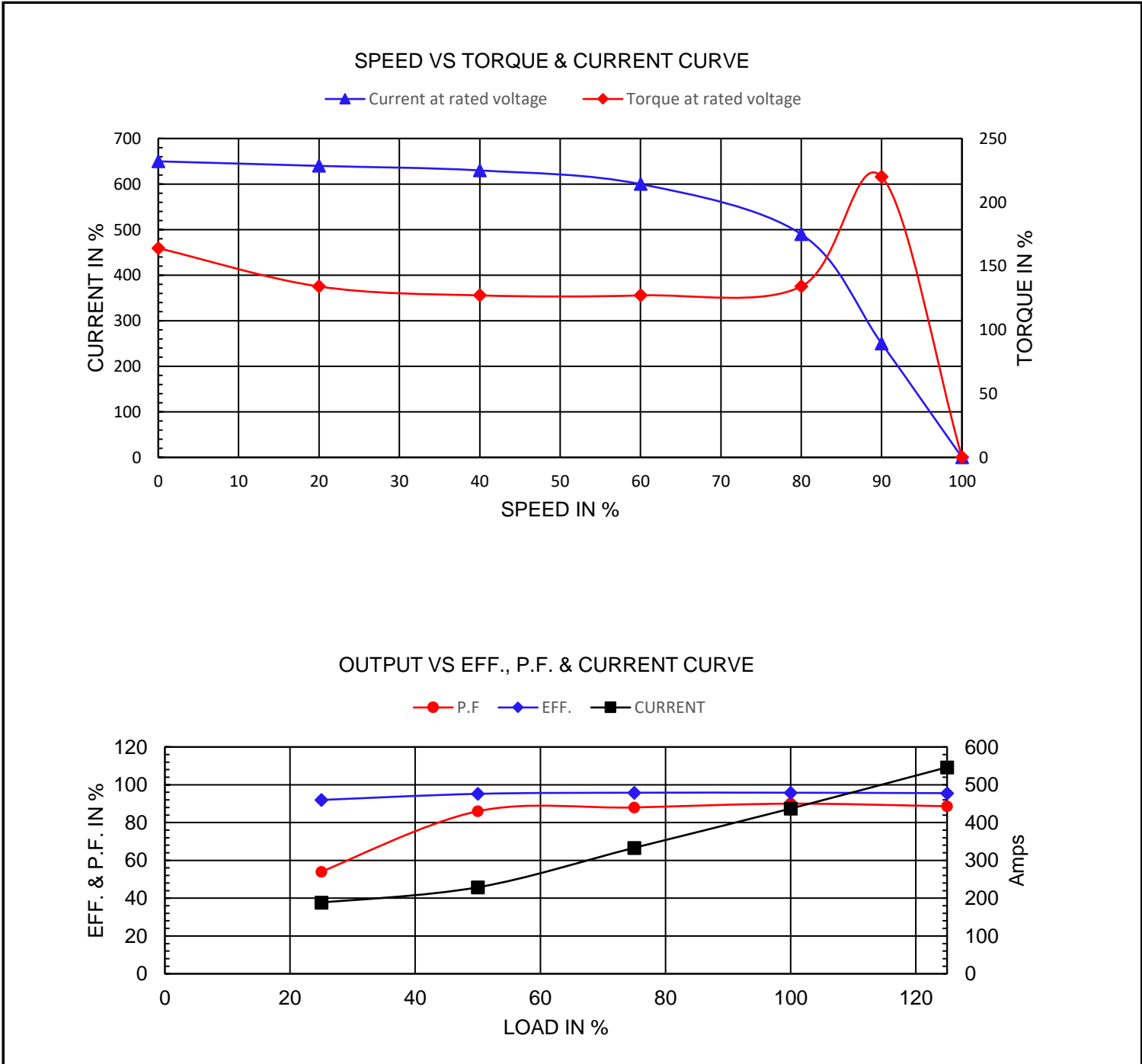
Premium Efficiency Motor:

WPEVHS400-18-460-5008P-DB-20

Document Generated: 25-Jan-2023
Document ID:

Customer:

Motor Type	WPEVHS				
Output Rating (HP)	400	FL Speed	1790		
Full Load Torque	1168 lb.ft	LRT (%FLT)	164	460 volt FLA	437A
Rotor Wk ²	95.8 lb-ft ²	BDT (%FLT)	220	230 volt FLA	-A



NAMEPLATE / WIRING

WorldWide Electric Corporation

1 (800) 808-2131

Worldwideelectric.net






Premium Efficiency Motor: **WPEVHS400-18-460-5008P-DB-20**

Document Generated: 11-May-2022
Document ID:

Customer:

SAMPLE NAMEPLATE DATA

		PREMIUM EFFICIENCY THREE PHASE VHS MOTOR				CC326B															
Model:																					
Frame:	Ins Cl: F	Hz:	60	50	<table border="1"> <tr> <td colspan="3">460V</td> </tr> <tr> <td>T4</td><td>T9</td><td>T6</td> </tr> <tr> <td>T8</td><td>T5</td><td>T7</td> </tr> <tr> <td>T10</td><td>T11</td><td>T12</td> </tr> <tr> <td>T2</td><td>T3</td><td>T1</td> </tr> </table>		460V			T4	T9	T6	T8	T5	T7	T10	T11	T12	T2	T3	T1
460V																					
T4	T9	T6																			
T8	T5	T7																			
T10	T11	T12																			
T2	T3	T1																			
HP:	AMB. 40 C	Volt:	460	400																	
Duty: CONT	Lbs.	Amps:																			
Nominal Eff:		RPM:																			
Encl: WPI DP		SF:																			
DE/ODE Brng:		SFA:	A	A																	
S/N		LRA:	A	A																	
Down thrust rating:				lbs.																	
Inverter Rated 10:1 VT																					
ROTATION 																					
WORLDWIDE ELECTRIC CORPORATION																					

Model	WPEVHS400-18-460-5008P-DB-20		60 Hz	50 Hz
Frame	5008P	Amps	437A	502A
HP	400	RPM	1790	1485
Nom.Eff.	95.8%	SF	1.15	1.15
DE/ODE Brng	6322-C3 7236B/DT	SFA	503A	578A
Down Thrust	24000 lbs	LRA	2840A	3349A